PUDT4P / PURDT4

D	MONTAGEANLEITUNG:	SELBSTSTÄNDIG STEHENDE SEITENWAND
GB	INSTALLATION INSTRUCTIONS:	INDEPENDENT, UPRIGHT FIXED PANEL
F	NOTICE DE MONTAGE:	PAROI FIXE POUR MONTAGE SEULE
CZ	NÁVOD K MONTÁŽI:	SAMOSTATNĚ STOJÍCÍ BOČNÍ STĚNA
PL	INSTRUKCJA MONTAŻU:	ODDZIELNIE STOJĄCA ŚCIANA BOCZNA
SK	NÁVOD NA MONTÁŽ:	SAMOSTATNE STOJACA BOČNÁ STENA
H	SZERELÉSI ÚTMUTATÓ:	KÜLÖNÁLLÓ OLDALFAL
E	INSTRUCCIONES DE MONTAJE:	PARED LATERAL PUESTA AISLADAMENTE
RO	INSTRUCŢIUNI DE MONTAJ:	PARAVAN FIX INDEPENDENT

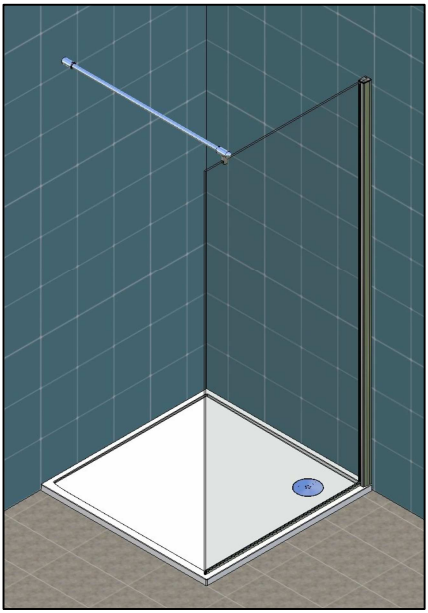

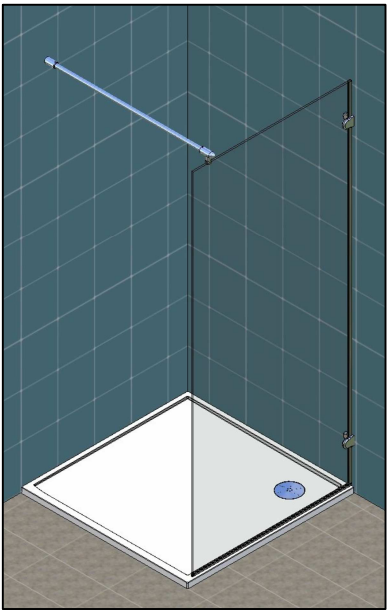

PUDT4P

PURDT4

1. - 4.

5. - 6.

SanSwiss®
RONAL GROUP

Benötigtes Werkzeug:
Necessary tools:
Outil Nécessaire:
Nářadí potřebné pro montáž:

Potrzebne narzędzia:
Potrebné náradie:
Szükséges szerszámok:
Herramientas necesarias:

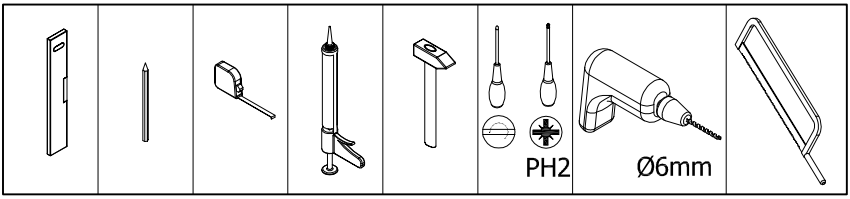

PUDT4P



50352

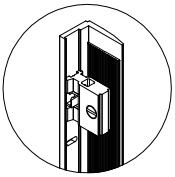

50459

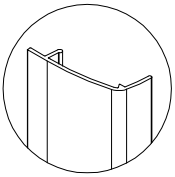

PURDT4



50552

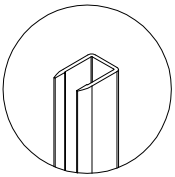

Zubehör:
Equipment:
Accessoires:
Příslušenství:

Dodatki:
Príslušenstvo:
Alkatrészek:
Accesorios:

PUDT4P+BSMV 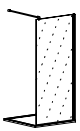	1 x 11221	4 x 14139 4.2 x 50mm	4 x 16000 Ø 6mm	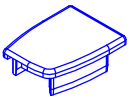 L/R 2 x 51592-93	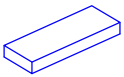 2x 51209
PURDT4+BSMV 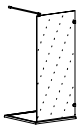	1 x 11221	2 x 14139 4.2 x 50mm	2 x 14095 Ø 6mm	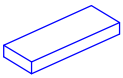 2x 51209	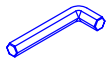 5 2 x 54037

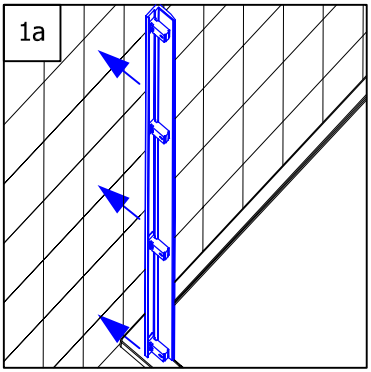

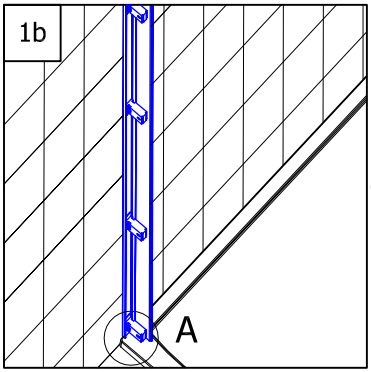

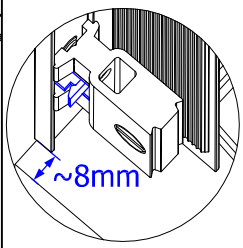

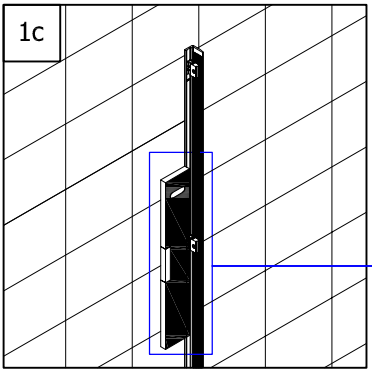

1.

!

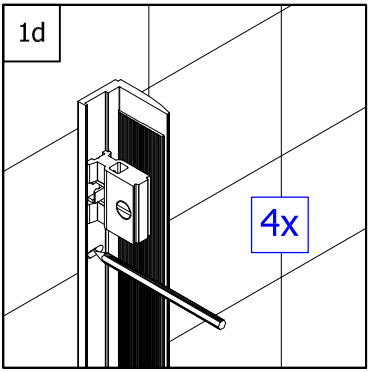

2.

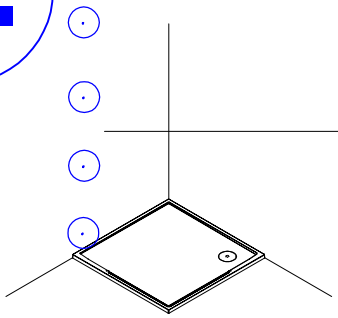

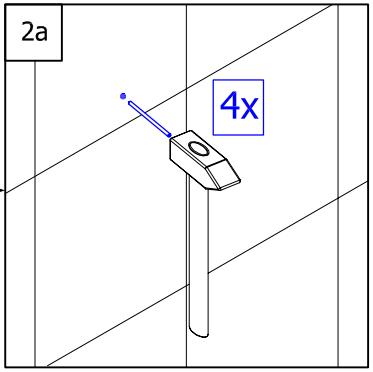

2b

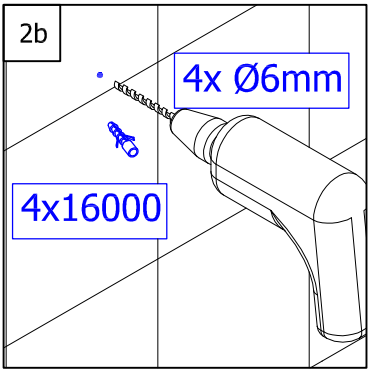

2c

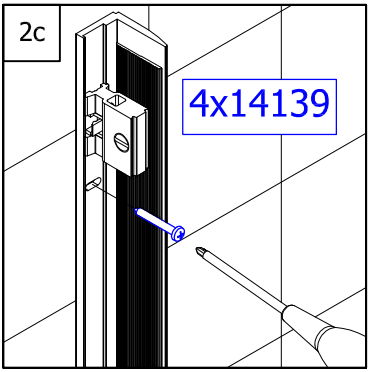

3.

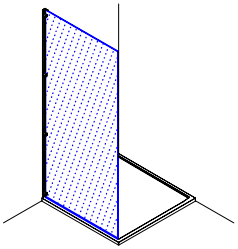

3a

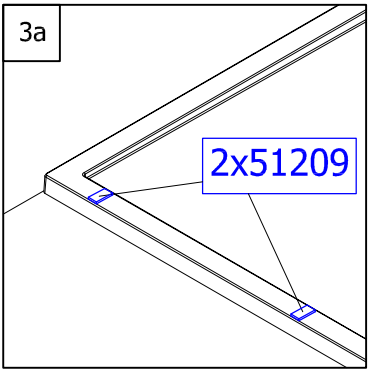

3b

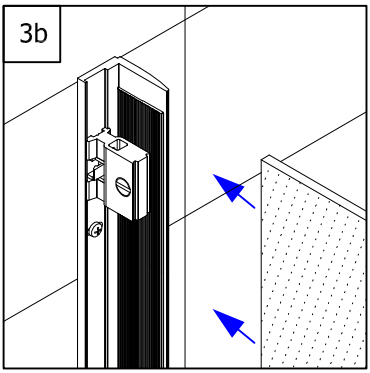

3c

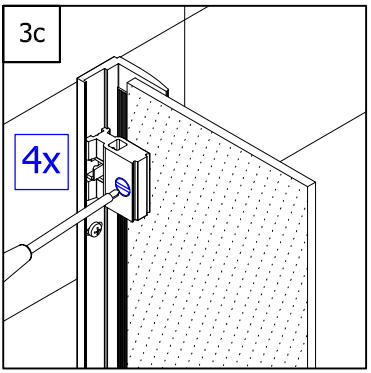

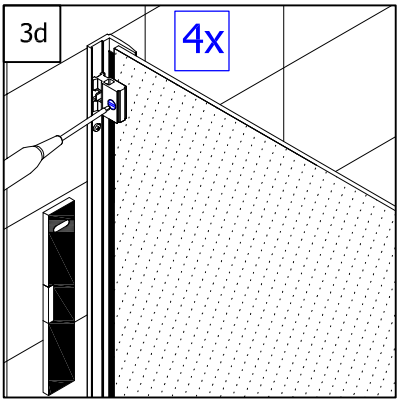

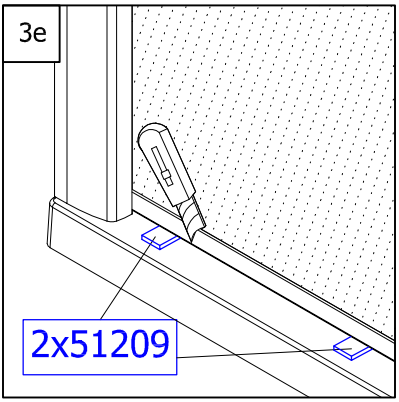

4.

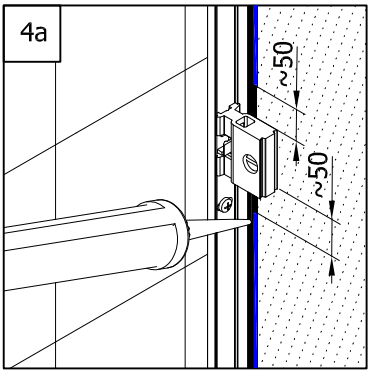

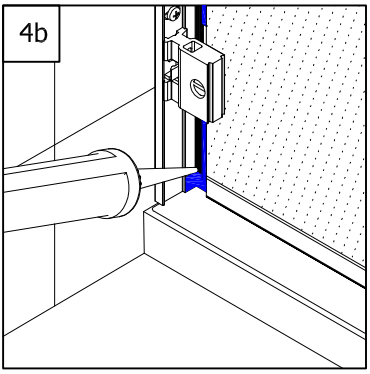

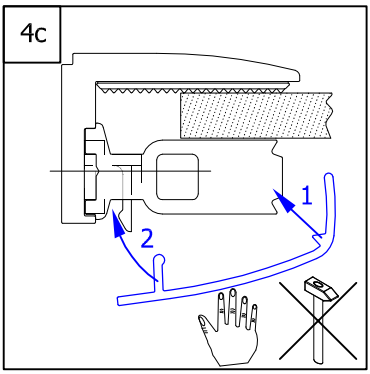

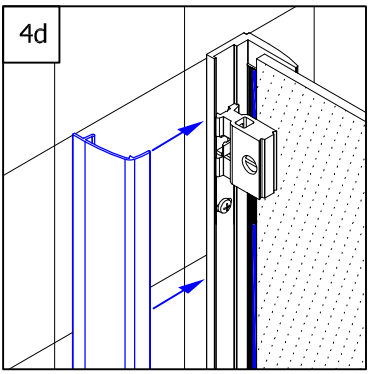

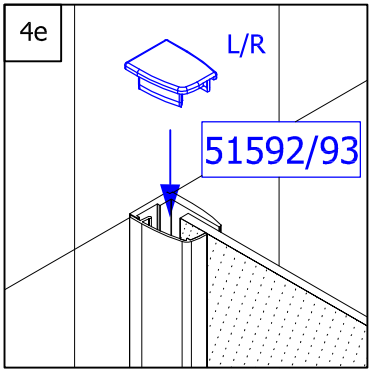

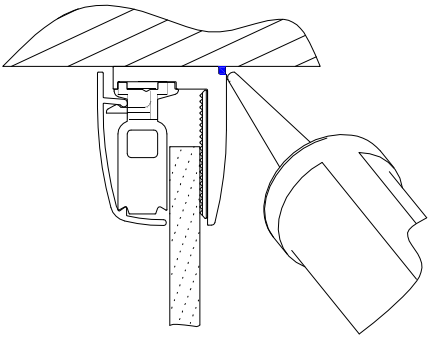

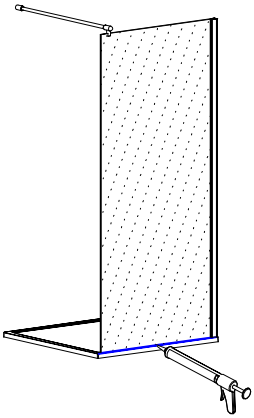

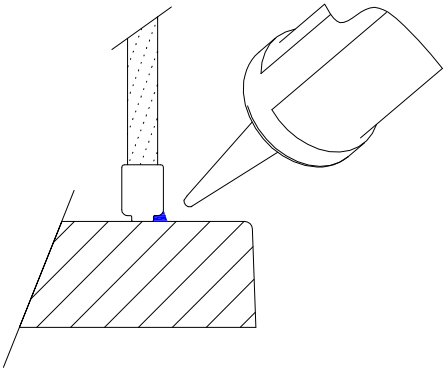

Achtung! Nur Sanitär-Silikon - bakterizid und fungizid eingestellt verwerden.

Caution! Use only bactericidal and fungicide sanitary silicone.

Attention! N'utiliser que du silicone sanitaire bactéricide et fongicide.

Pozor! Používejte pouze baktericidní a fungicidní sanitární silikon.

Uwaga! Stosować tylko sylikon sanitarny - bakterio i grzybobójczy.

Pozor! Užívajte pouze baktericidný a fungicidný sanitárný silikón.

Figyelem! Csak szaniter sziloplaszt - baktérium és gombamentes - használata megengedett.

Cuidado! Utilizar solamente silicona sanitaria bactericida y fungicida.

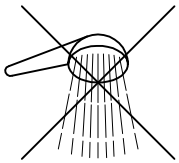

PUDT4P

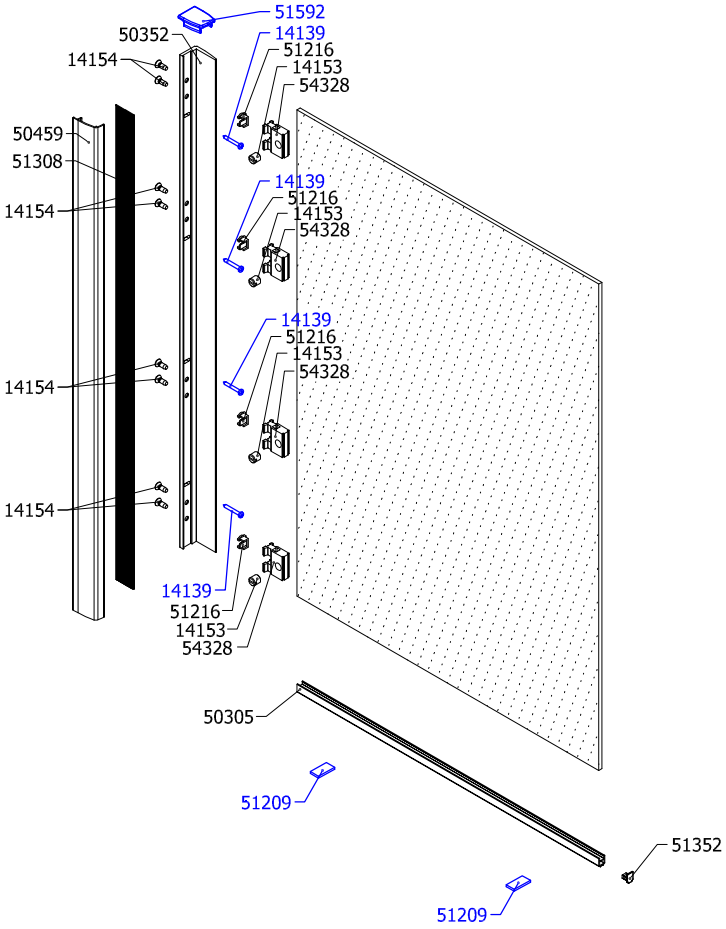
51592
50352
14139
14154
51216
14153
54328
50459
51308
14154
14139
51216
14153
54328
14139
51216
14153
54328
14154
14154
14139
51216
14153
54328
50305
51209
51352
51209

5.

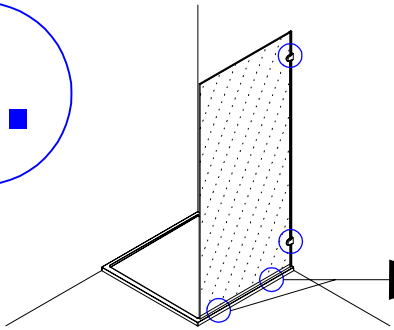

5a

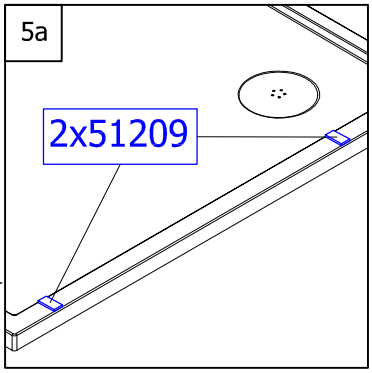

5b

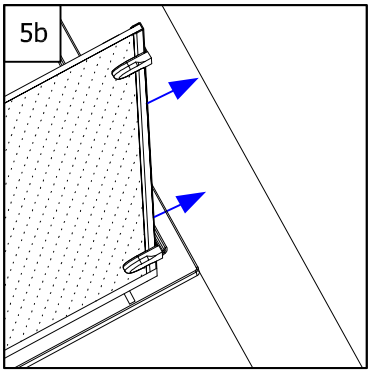

5c

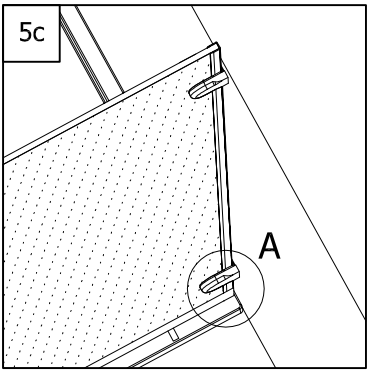

DETAIL A

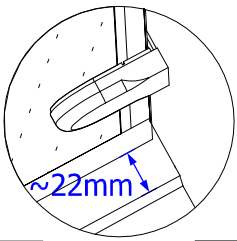

5d

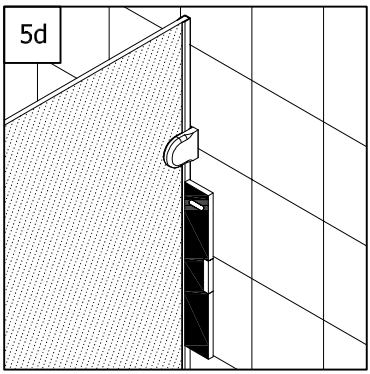

5e

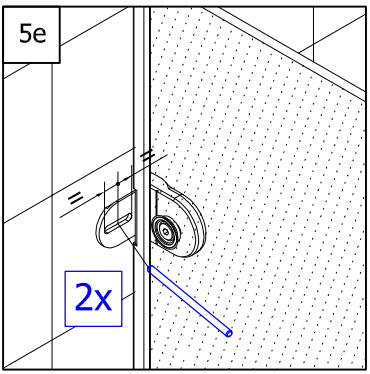

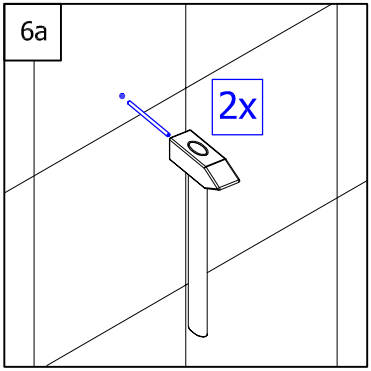

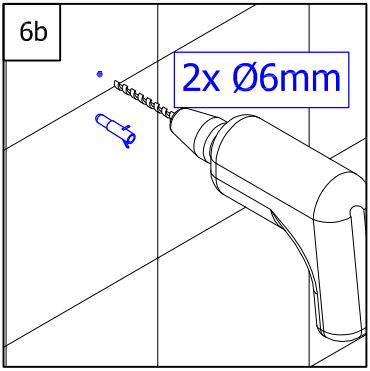

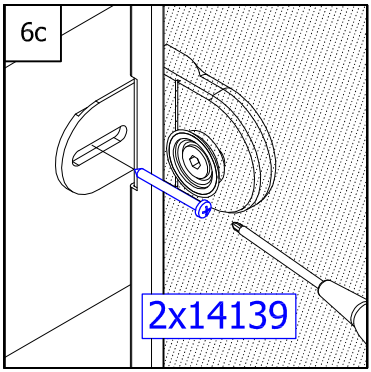

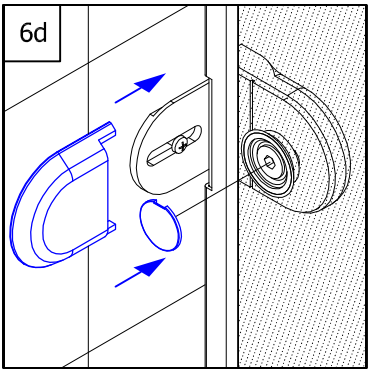

6.

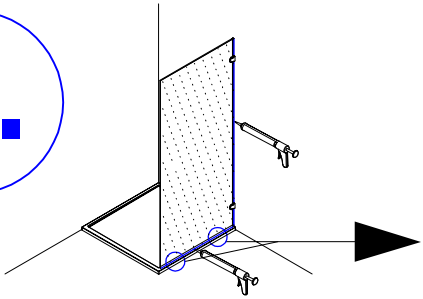

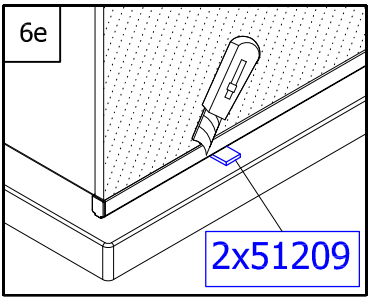

Achtung! Nur Sanitär-Silikon - bakterizid und fungizid eingestellt verwerden.

Caution! Use only bactericidal and fungicide sanitary silicone.

Attention! N'utiliser que du silicone sanitaire bactéricide et fongicide.

Pozor! Používejte pouze baktericidní a fungicidní sanitární silikon.

Uwaga! Stosować tylko sylikon sanitarny - bakterio i grzybobójczy.

Pozor! Užívajte pouze baktericidný a fungicidný sanitárný silikón.

Figyelem! Csak szanlter szlloplaszt - baktérlum és gombamentes - használata megengedett.

Cuidado! Utlllzar solamente sllicona sanltarla bactericlda y fungicida.

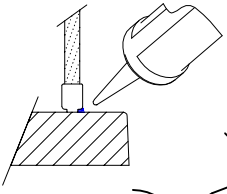

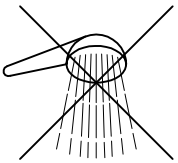

PURDT4

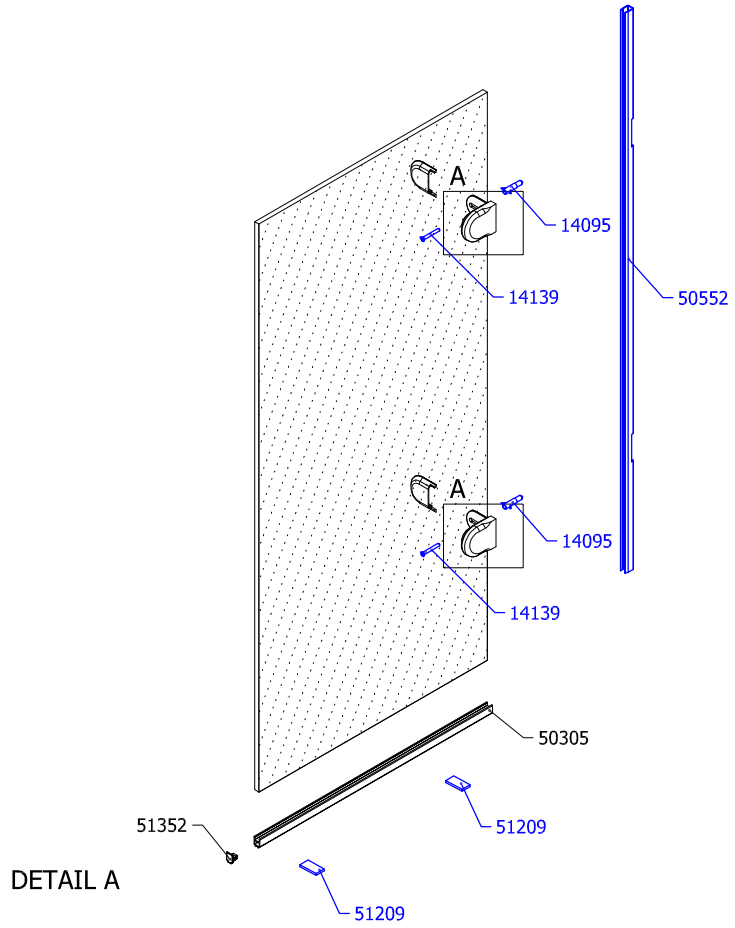

DETAIL A

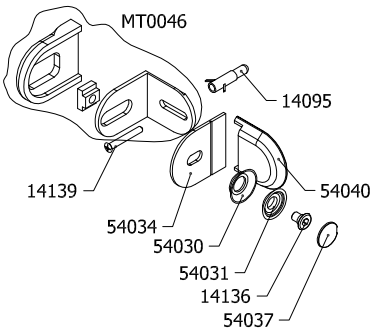

QUALITY CONTROL:

D

Falls Sie Reklamationen haben, oder Sie unzufrieden mit Ihrem SANSWISS Produkt sind, beschreiben Sie bitte unten auf diesem Blatt den Produktfehler und übergeben Sie dieses Dokument Ihrem Verkäufer, oder direkt der Firma SANSWISS. Diese Information hilft uns, die Qualität von unseren Produkten weiter zu verbessern.

GB

In case of a complaint or Your dissatifaction with the SANSWISS product, please describe the defect below and pass this document to Your vendor, or directly to the SANSWISS company. This information will help us in the next increase of the quality of our products.

F

En cas de réclamations lors de la livraison ou l´installation de votre paroi de douche SANSWISS, veuillez, s'il vous plaît, noter vos remarques au bas de la feuille et transmettre les informations à votre revendeur. Elles nous permettrons d´améliorer notre qualité et par la même notre service.

CZ

V případě reklamace, či Vaší nespokojenosti s výrobkem SANSWISS popište prosím ve spodní části tohoto listu závadu a dokument prosím odevzdejte Vašemu prodejci nebo přímo firmě SANSWISS. Tato informace nám pomůže v dalším zvýšení kvality našich výrobků.

PL

Reklamacje , oraz inne niezgoności związane z produktem SANSWISS prośimy przekazywać spredawcy na załącznom druku.

SK

V prípade reklamácie, alebo Vašej nespokojnosti s výrobkom SANSWISS, popíšte prosím v spodnej časti tohto listu
závadu a dokument prosím odovzdajte Vašemu prodejci, alebo priamo firme SANSWISS. Táto informácia nám pomôže v ďalšom zvýšení kvality našich výrobkov.

H

Abban az esetben ha reklamációja vagy panasza van az Ön által vásárolt SANSWISS termékkel, úgy azt írja meg a lap alján található helyre és adja át a kereskedőjének, vagy küldje el közvetlenül a SANSWISS cégnek! Ez az információ segít nekünk termékeink minöségének javításában.

E

En caso de reclamaciones ó si no está satisfecho con su producto SANSWISS, por favor describan en la parte inferior de esta hoja el fallo del producto y entreguen este documento a su vendedor ó directamente a la empresa SANSWISS. Esta información nos ayuda a seguir mejorando la calidad de nuestros productos.

RO

În cazul în care aveţi reclamaţii sau nemulţumiri legate de produsele SANSWISS, vă rugăm să descrieţi defecţiunea şi să transmiteţi acest document vânzătorului sau direct firmei SANSWISS. Această informaţie ne ajută să îmbunătăţim în continuare calitatea produselor noastre.

.....

.....

.....

.....

.....

.....