TOPP2+TOPP2/TOPF

D	MONTAGEANLEITUNG:	PENDELTÜR, 2-TEILIG + SEITENWAND / PENDELTÜR,2-TEILIG
GB	INSTALLATION INSTRUCTIONS:	DOOR WITH 2 PIVOT PANELS + FIXED PANEL / DOOR WITH 2 PIVOT PANELS
F	NOTICE DE MONTAGE:	PORTE SALOON + PAROI FIXE / PORTE SALOON
CZ	NÁVOD K MONTÁŽI:	DVOUKŘÍDLÉ DVEŘE + BOČNÍ STĚNA / DVOUKŘÍDLÉ DVEŘE
PL	INSTRUKCJA MONTAŻU:	2-CZĘŚCIOWE DRZWI WAHAND ŁOWE
SK	NÁVOD NA MONTÁŽ:	DVOJKRÍDLOVÉ DVERE + BOČNÁ STENA / DVOJKRÍDLOVÉ DVERE
H	SZERELÉSI ÚTMUTATÓ:	LENG'O'AJTÓ 2-RÉSZES
E	INSTRUCCIONES DE MONTAJE:	PUOERTA PIVOTANTE, 2 PIEZAS
RO	INSTRUCŢIUNI DE MONTAJ:	UŞĂ BATANTĂ, 2 PIESE + PERETE LATERAL / UŞĂ BATANTĂ, 2 PIESE

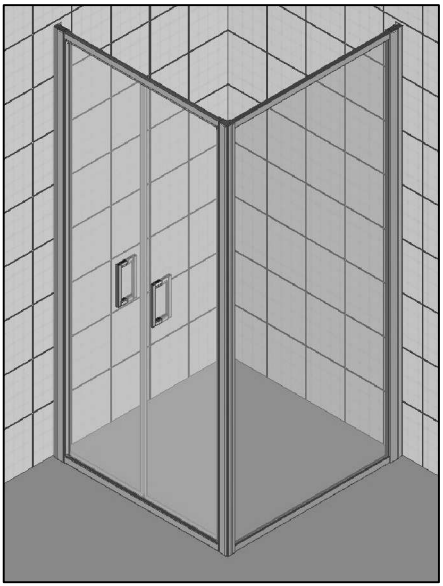

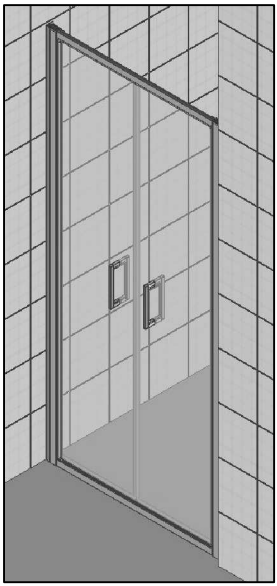

1. - 8.

9. - 13.

SanSwiss®
RONAL GROUP

19308
VER5

Benötigtes Werkzeug:
Necessary tools:
Outil Nécessaire:
Nářadí potřebné pro montáž:
Potrzebne narzędzia:
Potrebné náradie:
Szükséges szerszámok:
Herramientas necesarias:

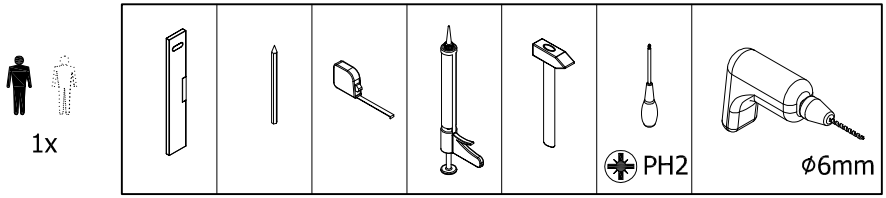

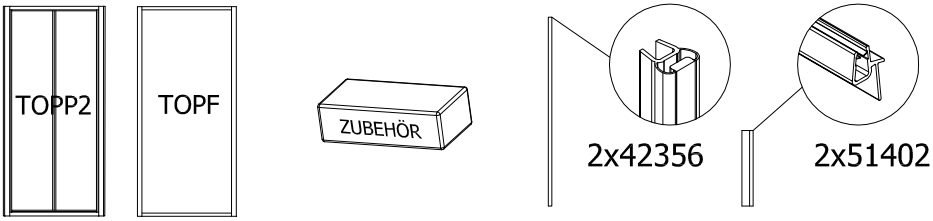

Zubehör:
Equipment:
Accessoires:
Příslušenství:
Dodatki:
Príslušenstvo:
Alkatrészek:
Accesorios:

TOPP2	1 x 11221	6 x 11295	6 x 14118 4.2 x 32mm	2 x 14196 3.5 x 13mm	6 x 16000 ø 6mm
2 x 81330	2 x 81230	2 x MT8010.10			

TOPF	1 x 81457	1 x 81458

1.

D VERSTELLBEREICH FÜR MONTAGE AUF DUSCHWANNE ODER BODENEBENEN.

GB PRESETTING RANGE FOR ASSAMBLAGE ON THE SHOWER TRAY OR ON THE PAVAGE.

F PLAGE DE RÉGLAGE POUR UNE POSE SUR RECEVEUR OU À L'ITALIENNE.

CZ PŘESTAVNÁ MÍRY PRO MONTÁŽ NA VANIČKU NEBO NA DLAŽBU.

PL ZAKRES REGULACJI DO MONTAŻU NA BRODZIKU LUB BEZPOŚREDNIO NA POSADZCE.

SK PRESTAVNÁ ŠÍRKA PRE MONTÁŽ NA VANIČKU ALEBO PODLAHU.

H ÁLLÍTHATÓSÁG ZUHANYTÁLCÁRA VAGY PADLÓRA VALÓ ÉPÍTÉSNÉL.

E ZONA DE AJUSTE EN PLATOS DE DUCHA O A RAS DE SUELO.





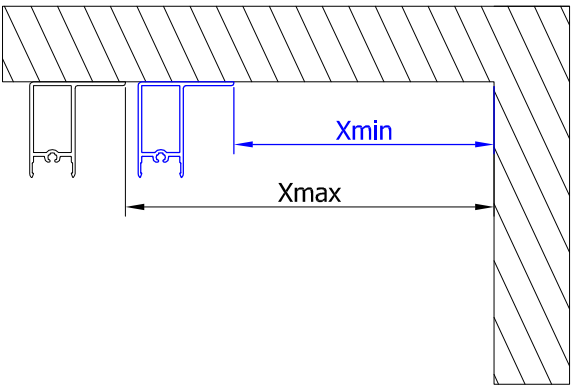

A	Xmin	Xmax
X	X-66	X-41
800	734	759
900	834	859
1000	934	959

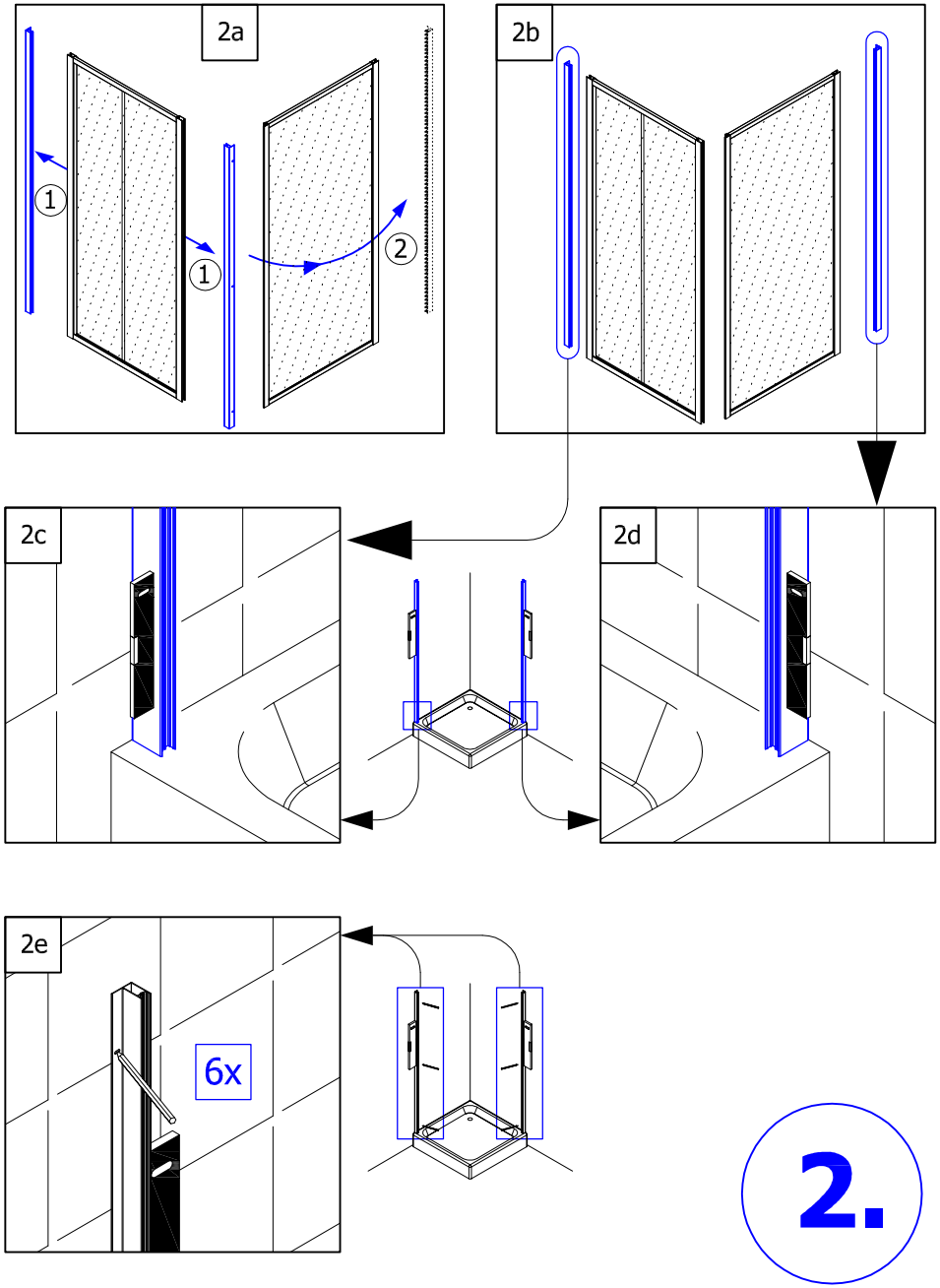
2a
1
1
2
2b
2c
2d
2e
6x
2.

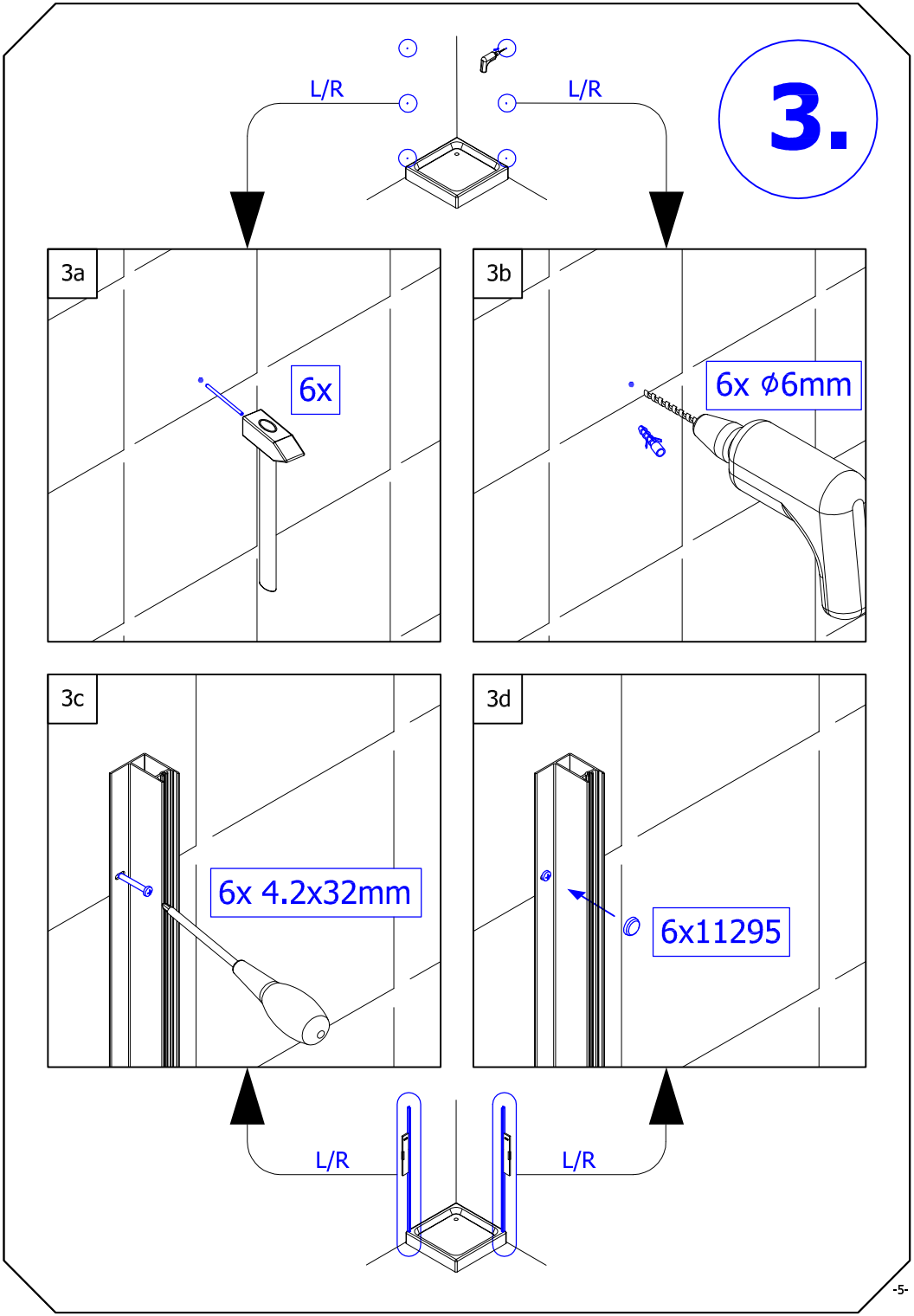
3.
L/R
L/R
3a
6x
3b
6x ⌀6mm
3c
6x 4.2x32mm
3d
6x11295
L/R
L/R

4.

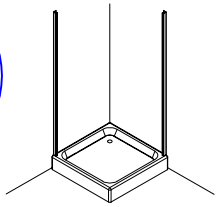

+



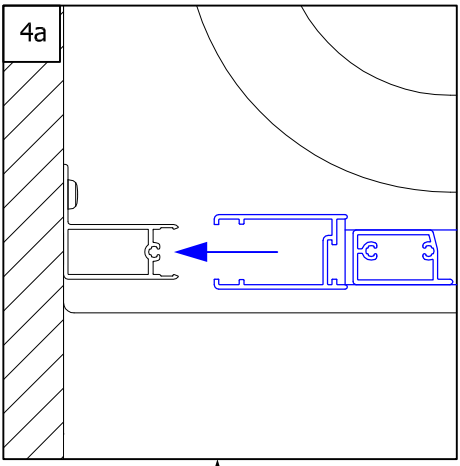

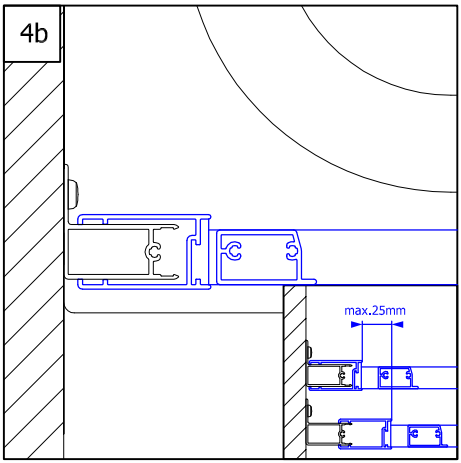

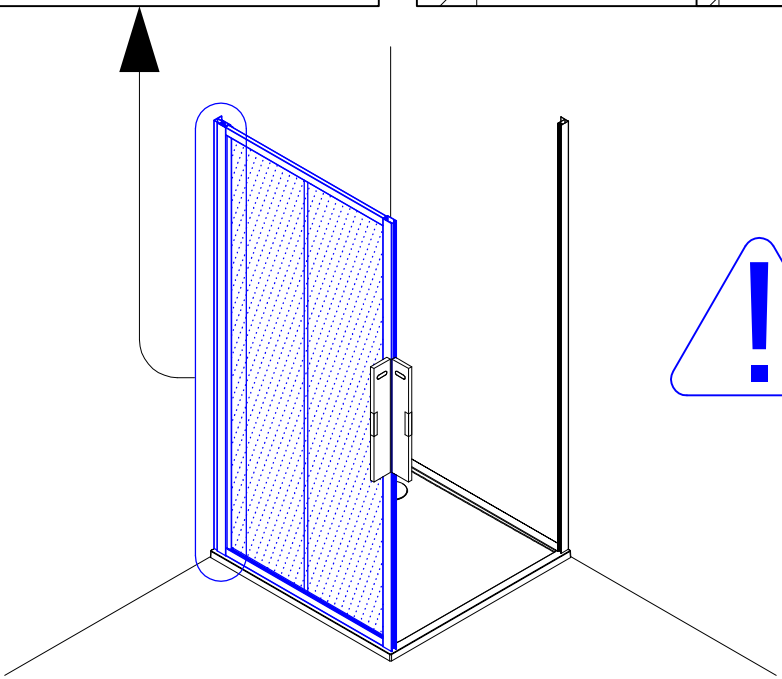

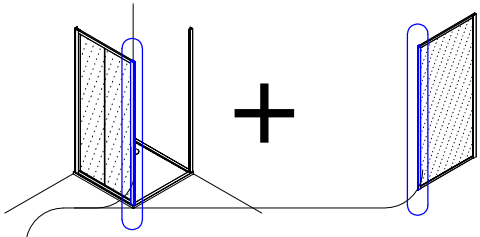

5.

5a

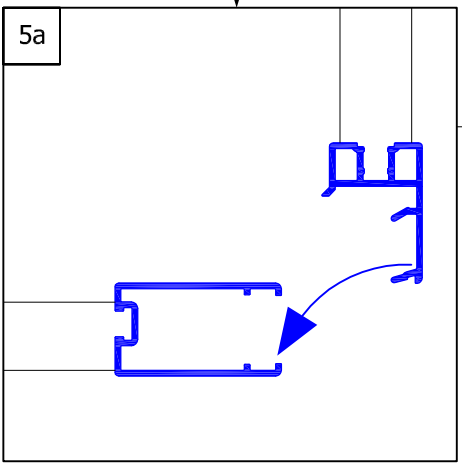

5b

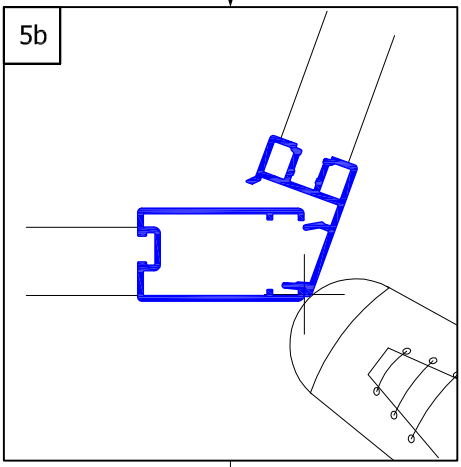

5c

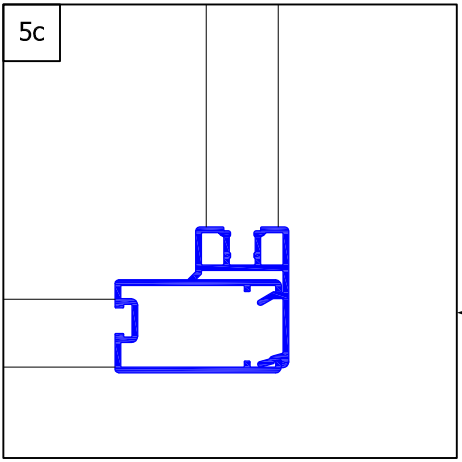

6.

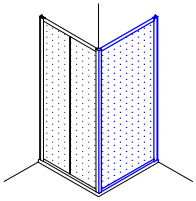

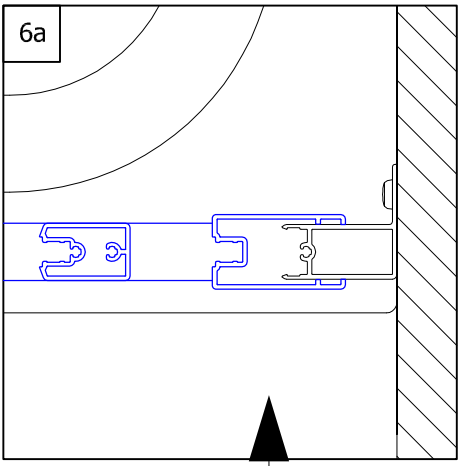

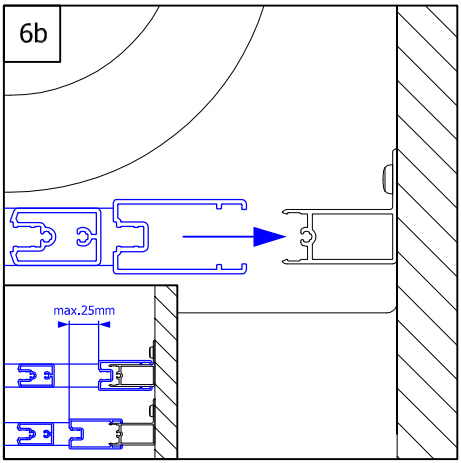

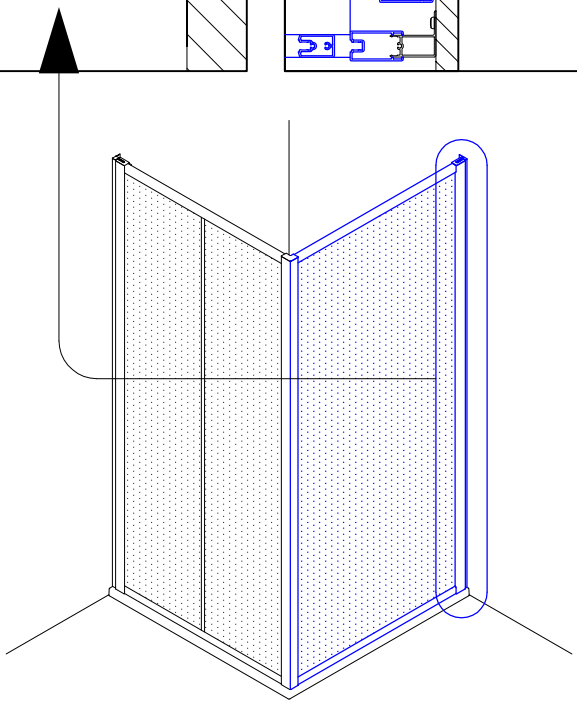

7.

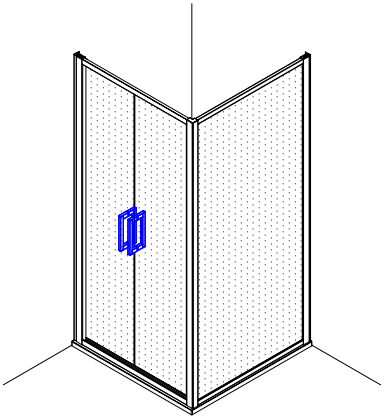

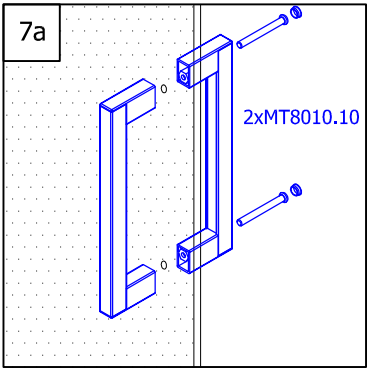

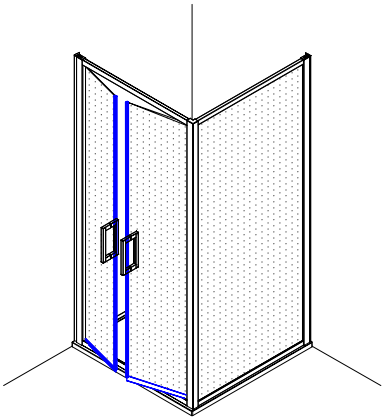

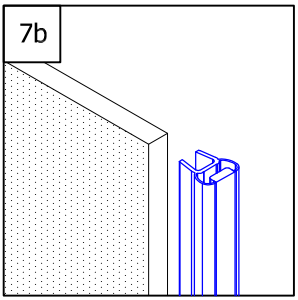

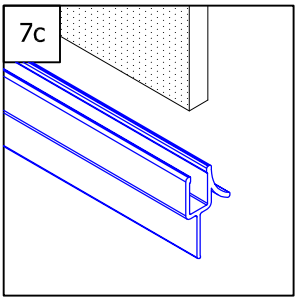

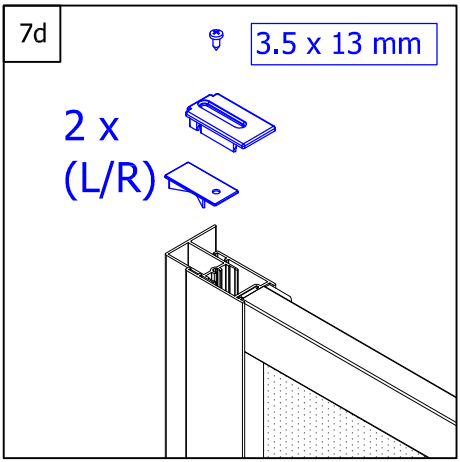

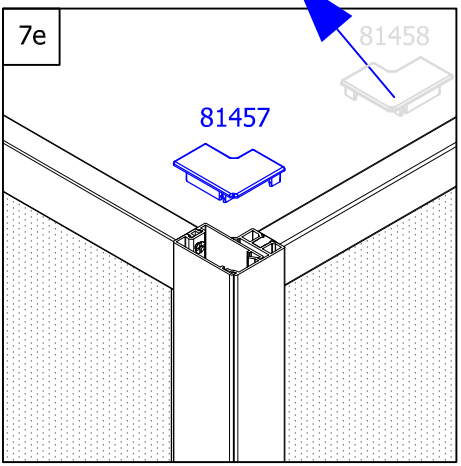

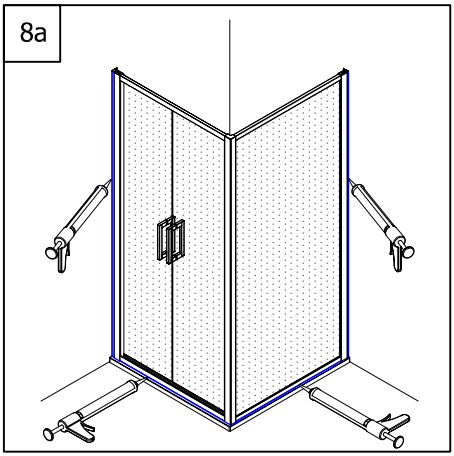

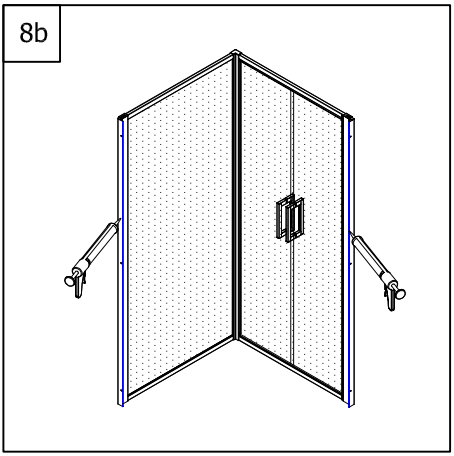

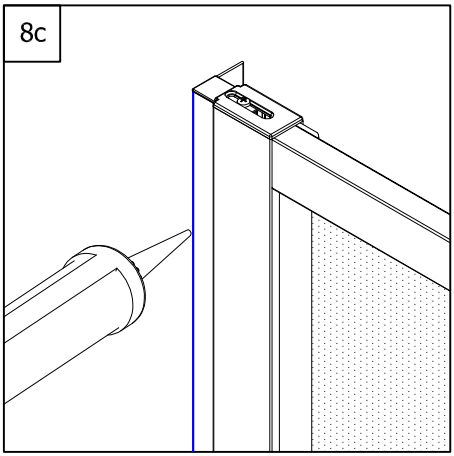

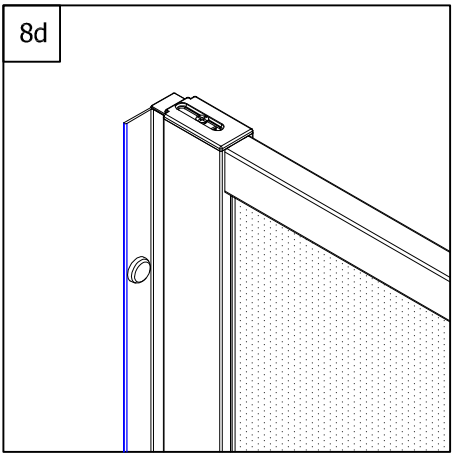

Achtung! Nur Sanitär-Silikon - bakterizid und fungizid eingestellt verwerden.

Caution! Use only bactericidal and fungicide sanitary silicone.

Attention! Utiliser que du silicone sanitaire bactéricide et fongicide.

Pozor! Používejte pouze baktericidní a fungicidní sanitární silikon.

Uwaga! Stosować tylko sylikon sanitarny - bakterio i grzybobójczy.

Pozor! Užívajte pouze baktericidný a fungicidný sanitárný silikón.

Figyelem! Csak szaniter sziloplaszt - baktérium és gombamentes - használata megengedett.

Cuidado! Utilizar solamente silicona sanitaria bactericida y fungicida.

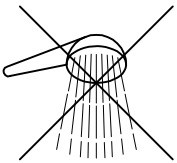

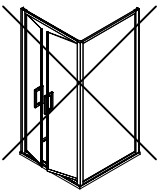

8.

TOPP2+TOPF

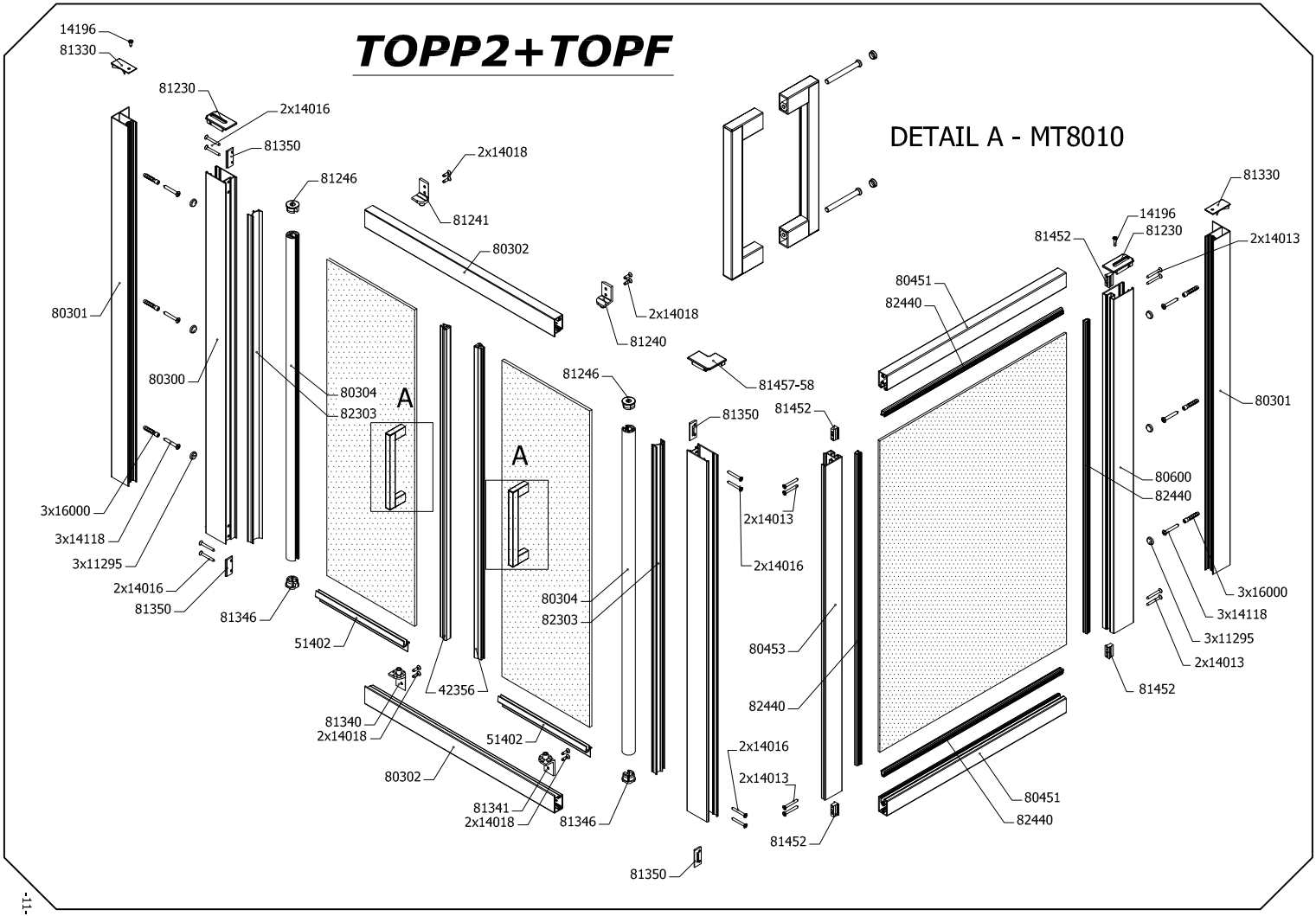
DETAIL A - MT8010
14196
81330
81230
2x14016
81350
81246
2x14018
81241
80302
80301
80300
80304
82303
A
3x16000
3x14118
3x11295
2x14016
81350
81346
51402
42356
81340
2x14018
80302
81341
2x14018
51402
81246
2x14018
81240
81457-58
81350
81452
2x14013
2x14016
80304
82303
80453
82440
2x14016
2x14013
81452
81350
80451
82440
81452
14196
81230
2x14013
80301
80600
82440
3x16000
3x14118
3x11295
2x14013
81452
80451
82440
81330

Benötigtes Werkzeug:
Necessary tools:
Outil Nécessaire:
Nářadí potřebné pro montáž:

Potrzebne narzędzia:
Potrebné náradie:
Szükséges szerszámok:
Herramientas necesarias:

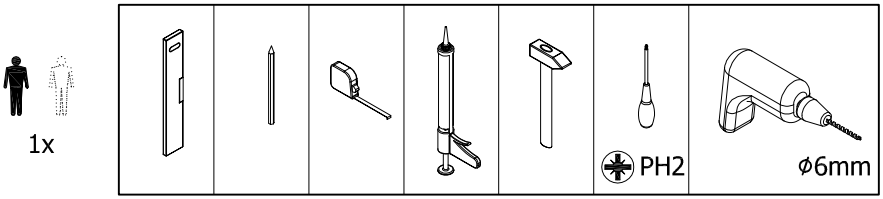

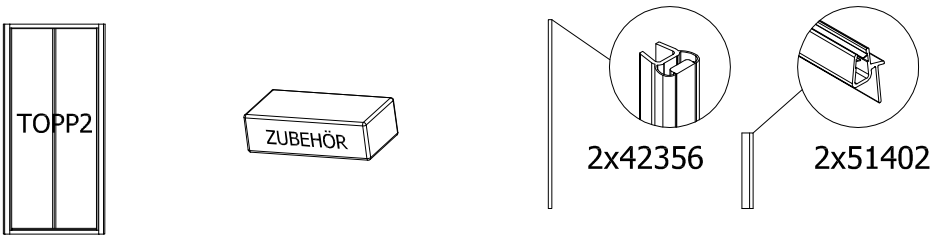

Zubehör:
Equipment:
Accessoires:
Příslušenství:

Dodatki:
Príslušenstvo:
Alkatrészek:
Accesorios:

TOPP2 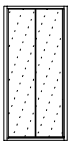	1 x 11221	6 x 11295	6 x 14118 4.2 x 32mm	2 x 14196 3.5 x 13mm	6 x 16000 ø 6mm
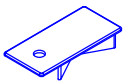 2 x 81330	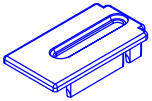 2 x 81230	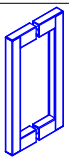 2xMT8010.10			

9.

9a

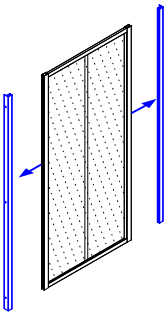

9b

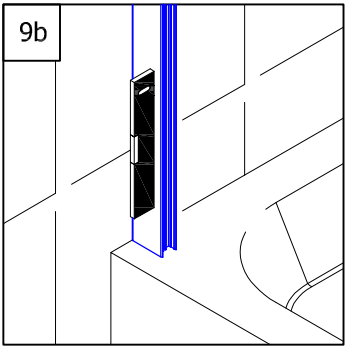

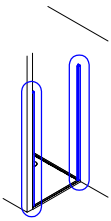

9c

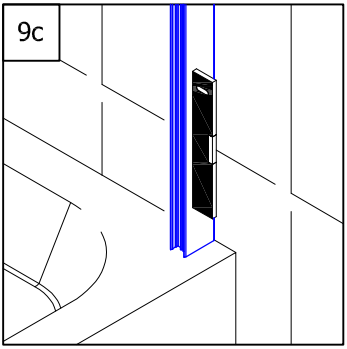

9d

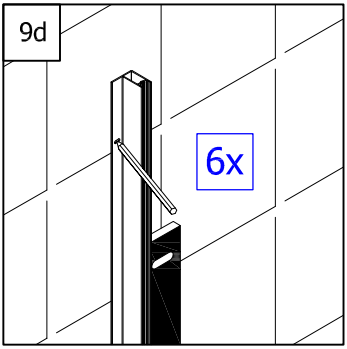

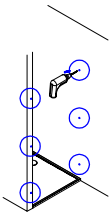

9e

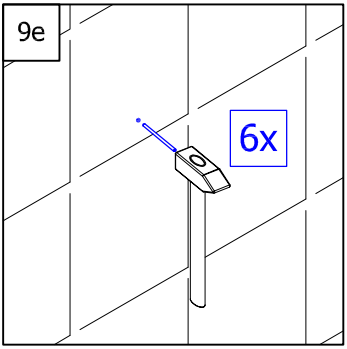

9f

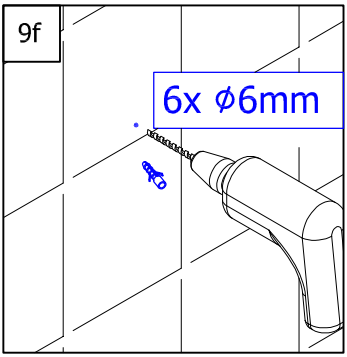

9g

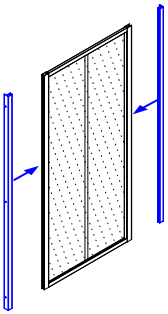

10.

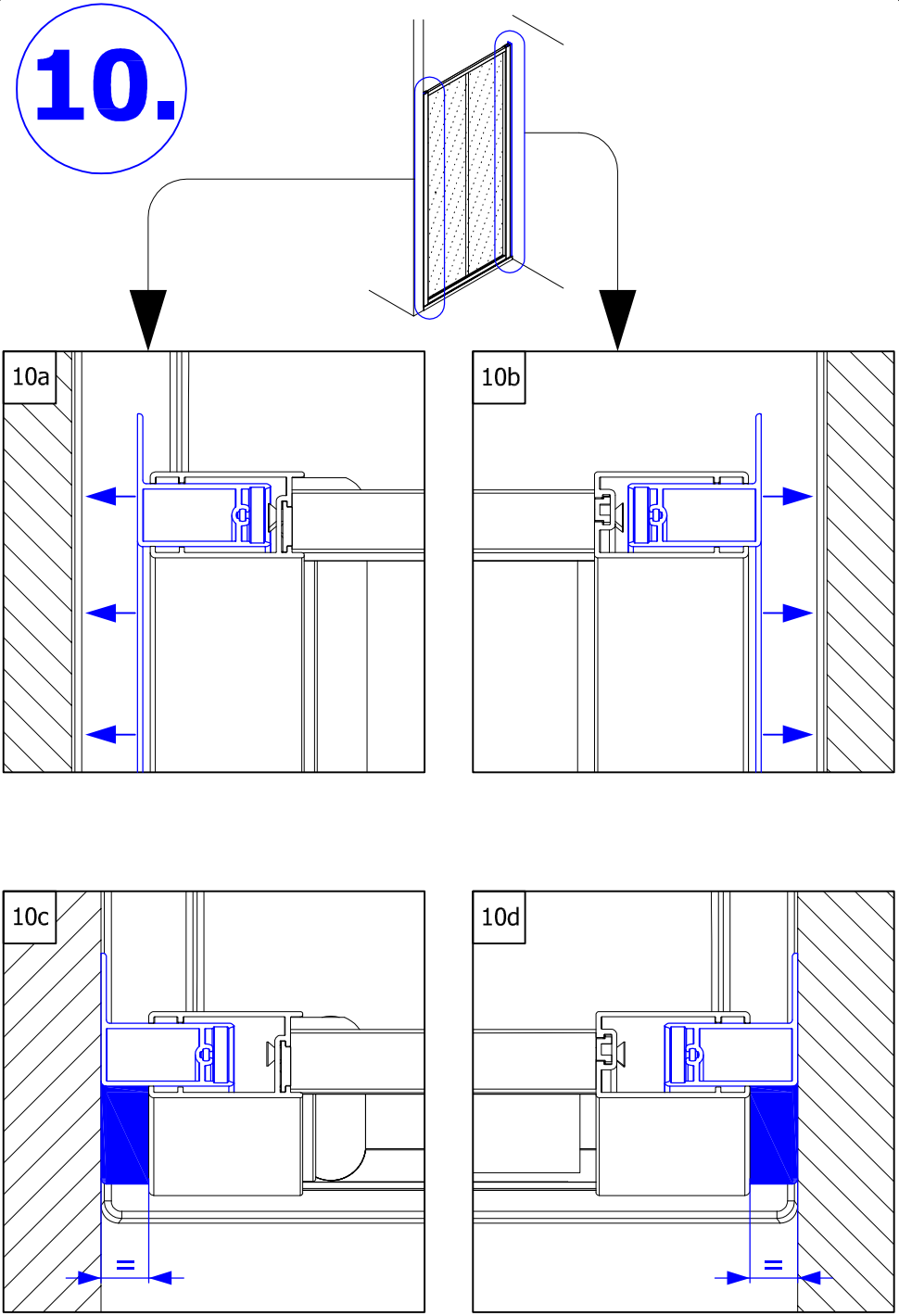

11.

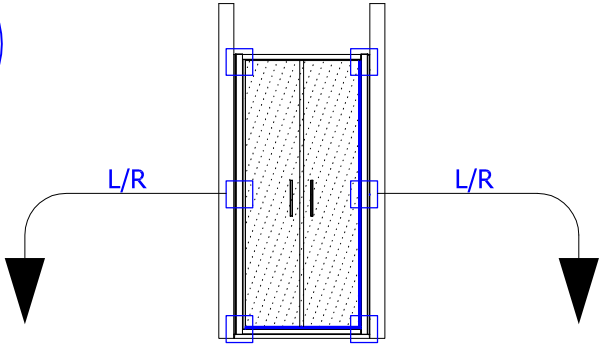

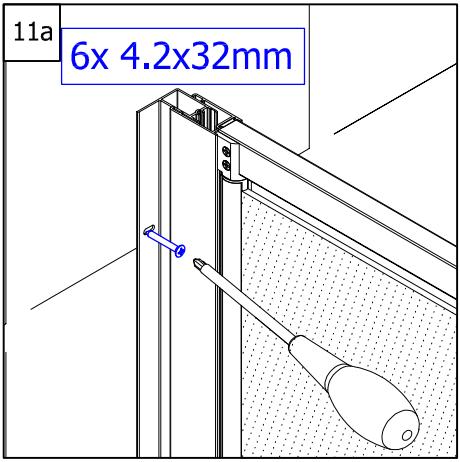

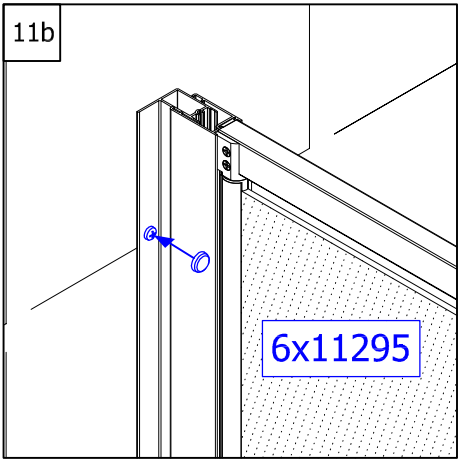

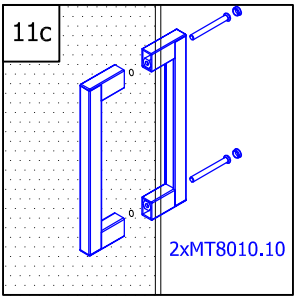

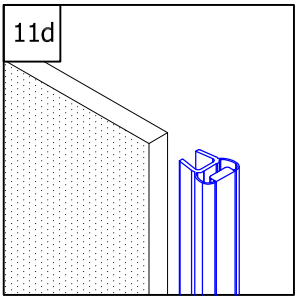

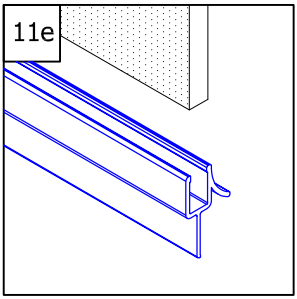

12.

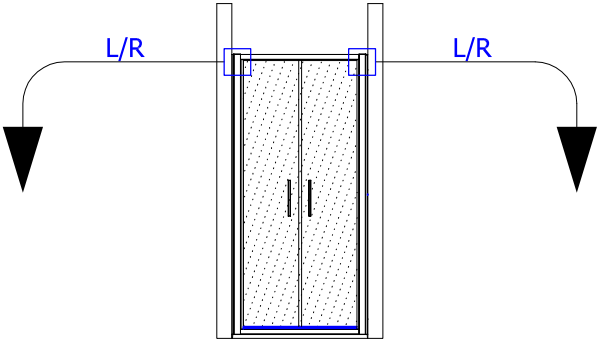

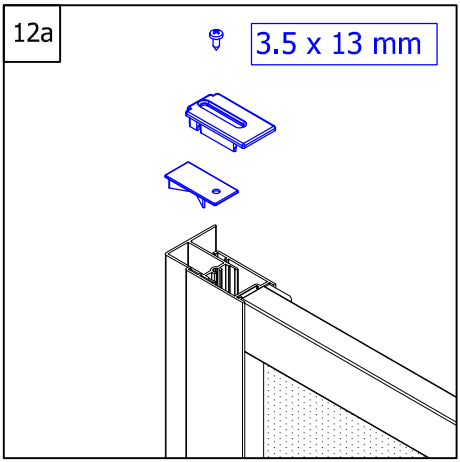

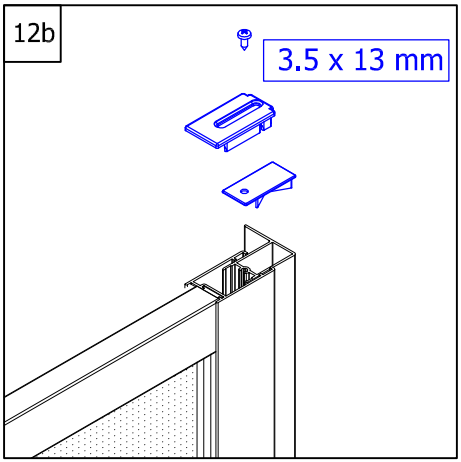

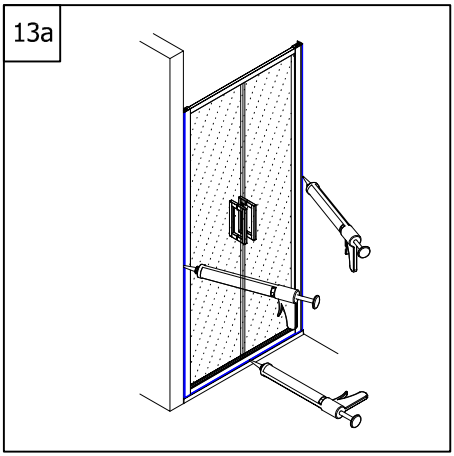

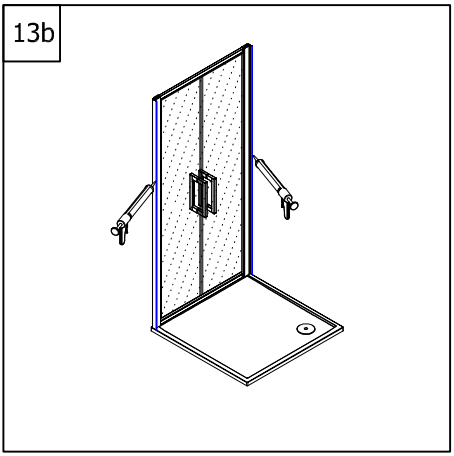

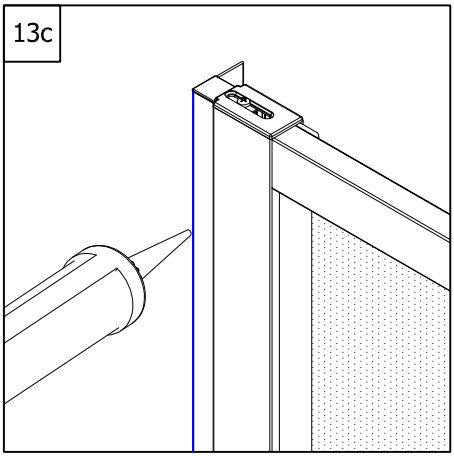

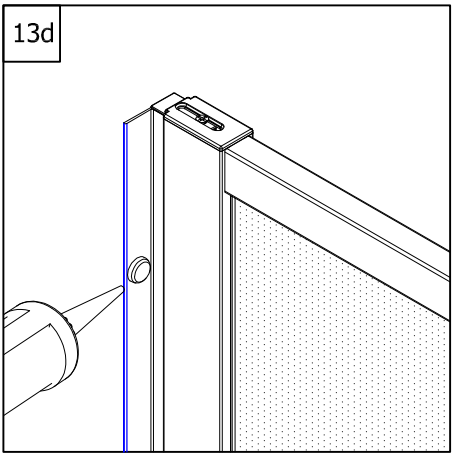

Achtung! Nur Sanitär-Silikon - bakterizid und fungizid eingestellt verwerden.

Caution! Use only bactericidal and fungicide sanitary silicone.

Attention! Utilser que du silicone sanitaire bactéricide et fongicide.

Pozor! Používejte pouze baktericidní a fungicidní sanitární silikon.

Uwaga! Stosować tylko sylikon sanitarny - bakterio i grzybobójczy.

Pozor! Užívajte pouze baktericidný a fungicidný sanitárný silikón.

Figyelem! Csak szaniter sziloplaszt - baktérium és gombamentes - használata megengedett.

Cuidado! Utilizar solamente silicona sanitaria bactericida y fungicida.

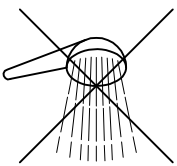

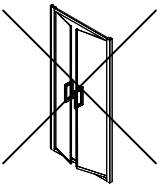

13.

TOPP2

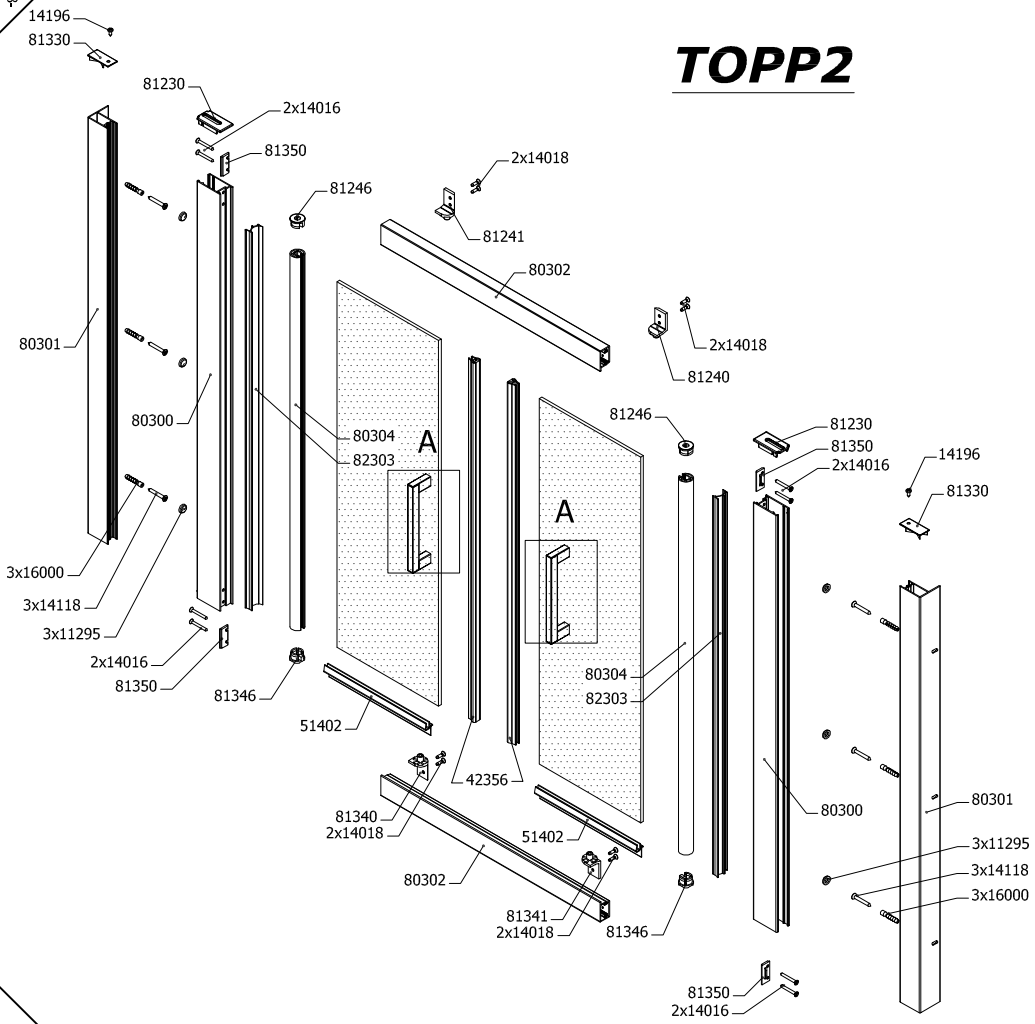

DETAIL A - MT 8010

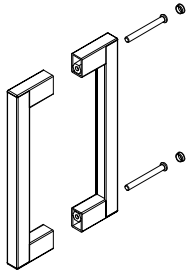

QUALITY CONTROL:

D

Falls Sie Reklamationen haben, oder Sie unzufrieden mit Ihrem SANSWISS Produkt sind, beschreiben Sie bitte unten auf diesem Blatt den Produktfehler und übergeben Sie dieses Dokument Ihrem Verkäufer, oder direkt der Firma SANSWISS. Diese Information hilft uns, die Qualität von unseren Produkten weiter zu verbessern.

GB

In case of a complaint or Your dissatifaction with the SANSWISS product, please describe the defect below and pass this document to Your vendor, or directly to the SANSWISS company. This information will help us in the next increase of the quality of our products.

F

En cas de réclamations lors de la livraison ou l´installation de votre paroi de douche SANSWISS, veuillez, s'il vous plaît, noter vos remarques au bas de la feuille et transmettre les informations à votre revendeur. Elles nous permettrons d´améliorer notre qualité et par la même notre service.

CZ

V případě reklamace, či Vaší nespokojenosti s výrobkem SANSWISS popište prosím ve spodní části tohoto listu závadu a dokument prosím odevzdejte Vašemu prodejci nebo přímo firmě SANSWISS. Tato informace nám pomůže v dalším zvýšení kvality našich výrobků.

PL

Reklamacje , oraz inne niezgoności związane z produktem SANSWISS prośimy przekazywać spredawcy na załącznom druku.

SK

V prípade reklamácie, alebo Vašej nespokojnosti s výrobkom SANSWISS, popíšte prosím v spodnej časti tohto listu
závadu a dokument prosím odovzdajte Vašemu prodejci, alebo priamo firme SANSWISS. Táto informácia nám pomôže v ďalšom zvýšení kvality našich výrobkov.

H

Abban az esetben ha reklamációja vagy panasza van az Ön által vásárolt SANSWISS termékkel, úgy azt írja meg a lap alján található helyre és adja át a kereskedőjének, vagy küldje el közvetlenül a SANSWISS cégnek! Ez az információ segít nekünk termékeink minöségének javításában.

E

En caso de reclamaciones ó si no está satisfecho con su producto SANSWISS, por favor describan en la parte inferior de esta hoja el fallo del producto y entreguen este documento a su vendedor ó directamente a la empresa SANSWISS. Esta información nos ayuda a seguir mejorando la calidad de nuestros productos.

RO

În cazul în care aveţi reclamaţii sau nemulţumiri legate de produsele SANSWISS, vă rugăm să descrieţi defecţiunea şi să transmiteţi acest document vânzătorului sau direct firmei SANSWISS. Această informaţie ne ajută să îmbunătăţim în continuare calitatea produselor noastre.

.....

.....

.....

.....

.....

.....