TOPS2+TOPF/TOPS2

D	MONTAGEANLEITUNG:	SCHIEBETÜR MIT EINEM BEWEGLICHEN TÜRTEIL + SEITENWAND / SCHIEBETÜR MIT EINEM BEWEGLICHEN TÜRTEIL
GB	INSTALLATION INSTRUCTIONS:	DOOR WITH 1 SLIDING PANELS + FIXED PANEL / DOOR WITH 1 SLIDING PANELS
F	NOTICE DE MONTAGE:	PORTE 1 VOLETS COULISSANTS + PAROI FIXE / PORTE 1 VOLETS COULISSANTS
CZ	NÁVOD K MONTÁŽI:	POSUVNÉ DVEŘE S JEDNÍM POHYB. DVEŘNÍM DÍLEM + BOČNÍ STĚNA / POSUVNÉ DVEŘE S JEDNÍM POHYB. DVEŘNÍM DÍLEM
PL	INSTRUKCJA MONTAŻU:	1 - CZĘŚCIOWE DRZWI PRZESUWNE + ŚCIANA BOCZNA / 1 - CZĘŚCIOWE DRZWI PRZESUWNE
SK	NÁVOD NA MONTÁŽ:	JEDNODIELNE POSUVNÉ DVERE + BOČNÁ STĚNA / JEDNODIELNE POSUVNÉ DVERE
H	SZERELÉSI ÚTMUTATÓ:	TOLÓAJTÓ EGY MOZGATHATÓ AJTÓRÉSSZEL + OLDALFAL / TOLÓAJTÓ EGY MOZGATHATÓ AJTÓRÉSSZEL
E	INSTRUCCIONES DE MONTAJE:	1 HOJAS CORREDERAS + LATERAL FIJO / 1 HOJAS CORREDERAS
RO	INSTRUCŢIUNI DE MONTAJ:	UŞĂ CULISANTĂ CU O PARTE MOBILĂ + PERETE LATERAL/ UŞĂ CULISANTĂ CU O PARTE MOBILĂ



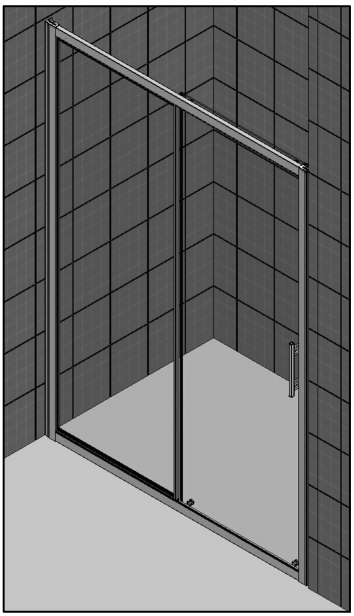

1. - 11.

1-2. + 12. - 17.

SanSwiss®
RONAL GROUP

19281
VER4

Benötigtes Werkzeug:
Necessary tools:
Outil Nécessaire:
Nářadí potřebné pro montáž:
Potrzebne narzędzia:
Potrebné náradie:
Szükséges szerszámok:
Herramientas necesarias:

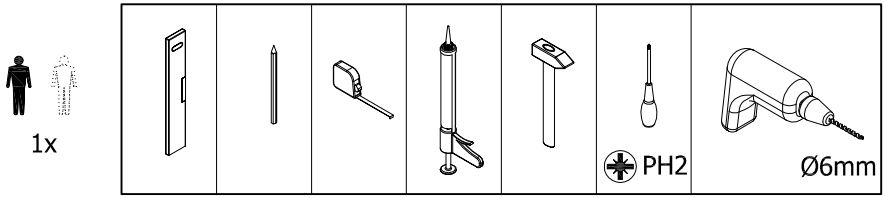

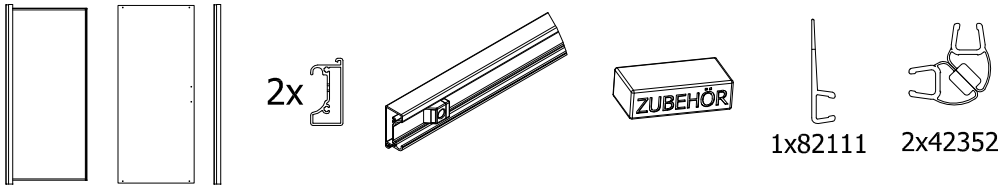

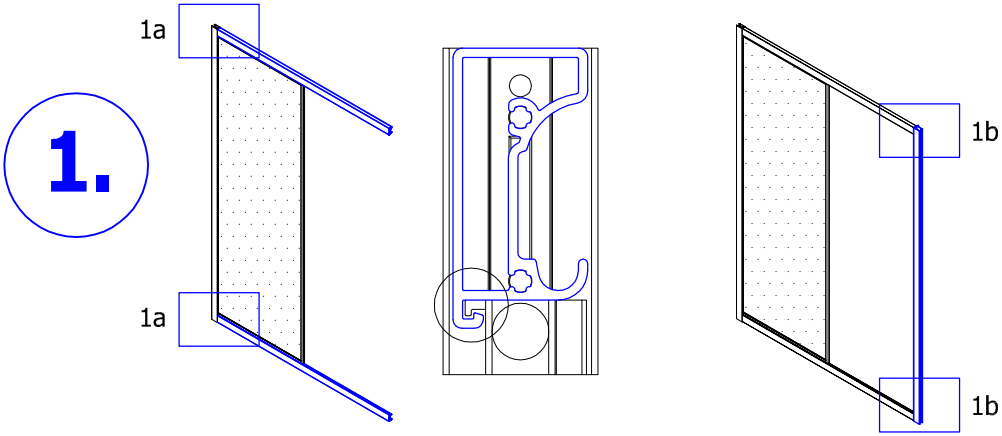

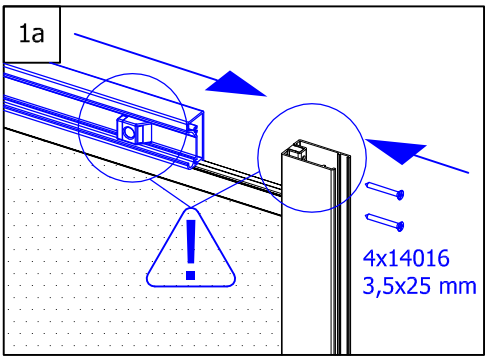

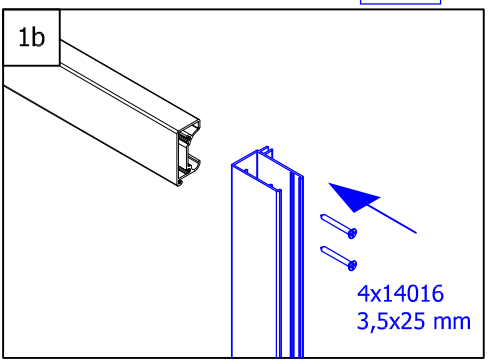

2.

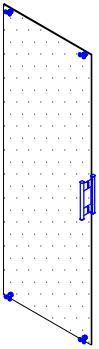

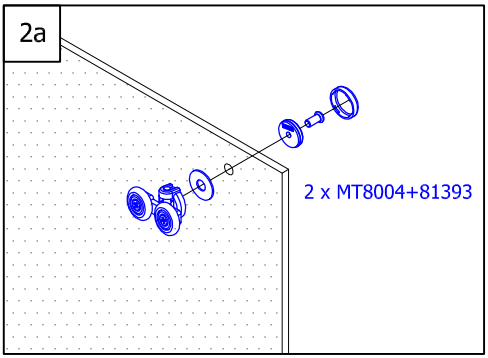

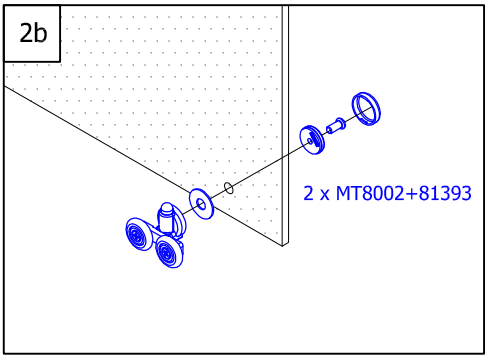

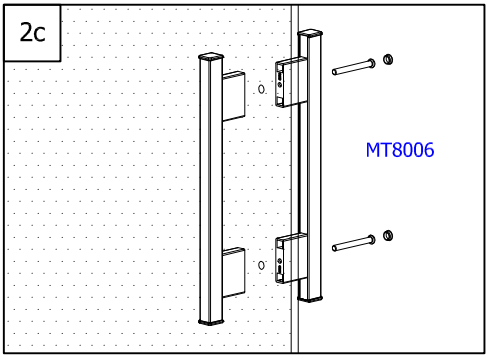

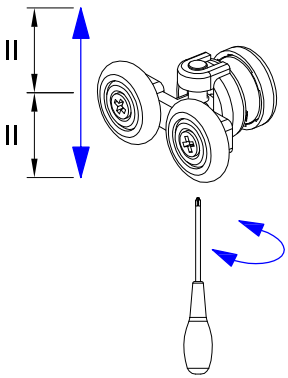

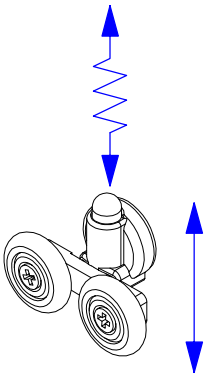

D VERSTELLBEREICH FÜR MONTAGE AUF DUSCHWANNE ODER BODENEBENEN.

GB PRESETTING RANGE FOR ASSAMBLAGE ON THE SHOWER TRAY OR ON THE PAVAGE.

F PLAGE DE RÉGLAGE POUR UNE POSE SUR RECEVEUR OU À L'ITALIENNE.

CZ PŘESTAVNÁ MÍRY PRO MONTÁŽ NA VANIČKU NEBO NA DLAŽBU.

PL ZAKRES REGULACJI DO MONTAŻU NA BRODZIKU LUB BEZPOŚREDNIO NA POSADZCE.

SK PRESTAVNÁ ŠÍRKA PRE MONTÁŽ NA VANIČKU ALEBO PODLAHU.

H ÁLLÍTHATÓSÁG ZUHANYTÁLCÁRA VAGY PADLÓRA VALÓ ÉPÍTÉSNÉL.

E ZONA DE AJUSTE EN PLATOS DE DUCHA O A RAS DE SUELO.





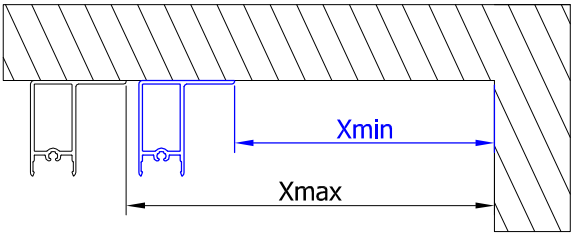

A	Xmin	Xmax
X	X-66	X-41
800	734	759
900	834	859
1000	934	959

3.

Zubehör:
Equipment:
Accessoires:
Příslušenství:

Dodatki:
Príslušenstvo:
Alkatrészek:
Accesorios:

TOPS2 	1 x 11221	6 x 11295	8 x 14016 3.5 x 25mm	6 x 14118 4.2 x 32mm	2 x 14196 3.5 x 13mm
6 x 16000 Ø 6mm	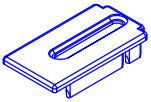 2 x 81230	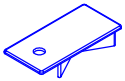 2 x 81330	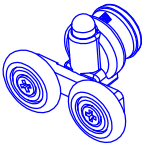 2 x MT8002	 2 x MT8004	1 x MT8006
4 x 81393					

TOPF 	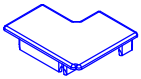 1 x 81457	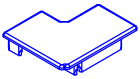 1 x 81458

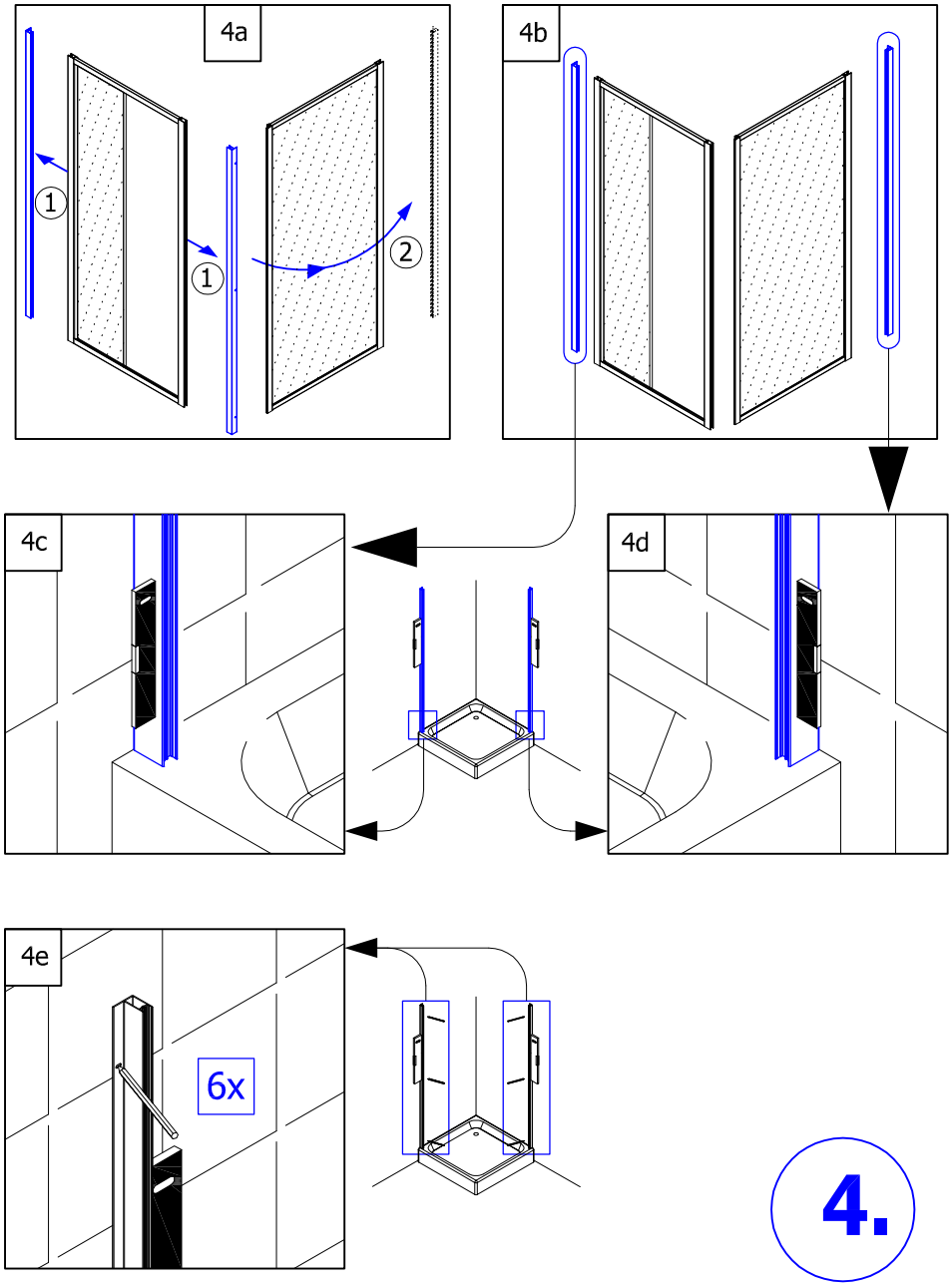
4a
1
1
2
4b
4c
4d
4e
6x
4.

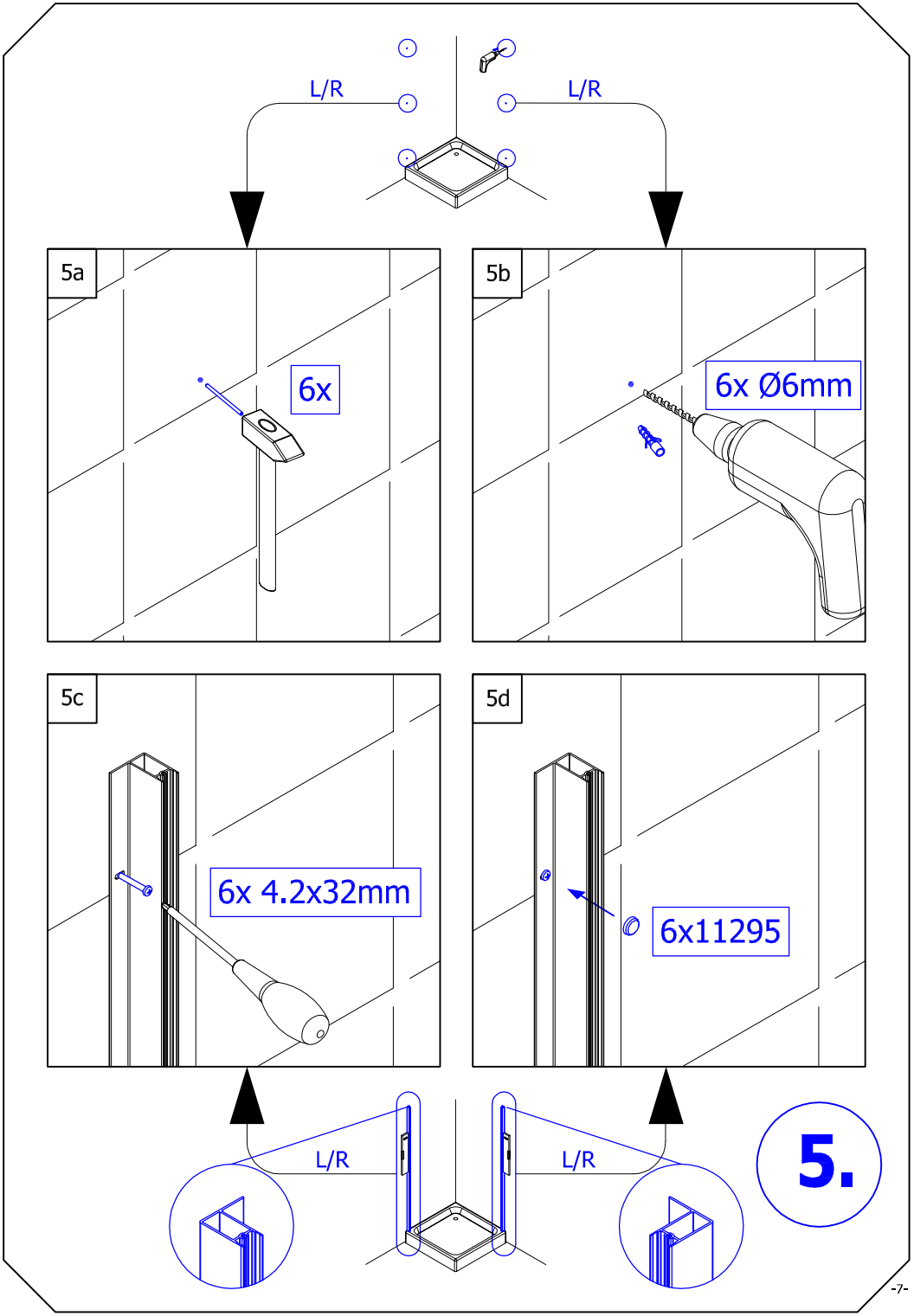
L/R
L/R
5a
6x
5b
6x Ø6mm
5c
6x 4.2x32mm
5d
6x11295
L/R
L/R
5.

6.

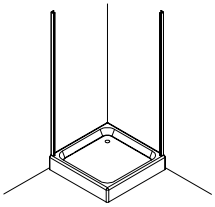

+



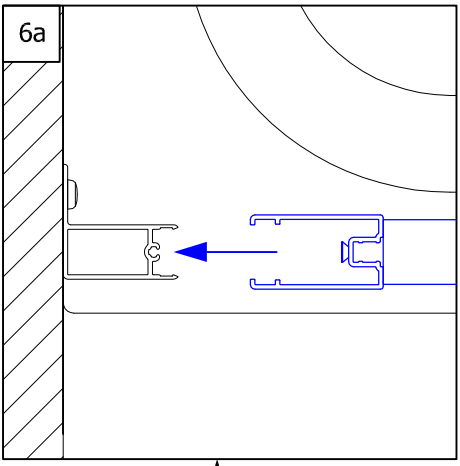

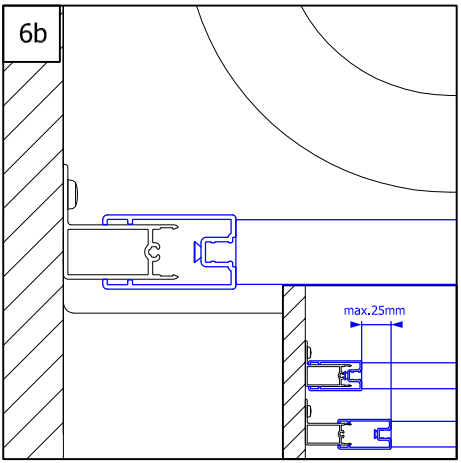

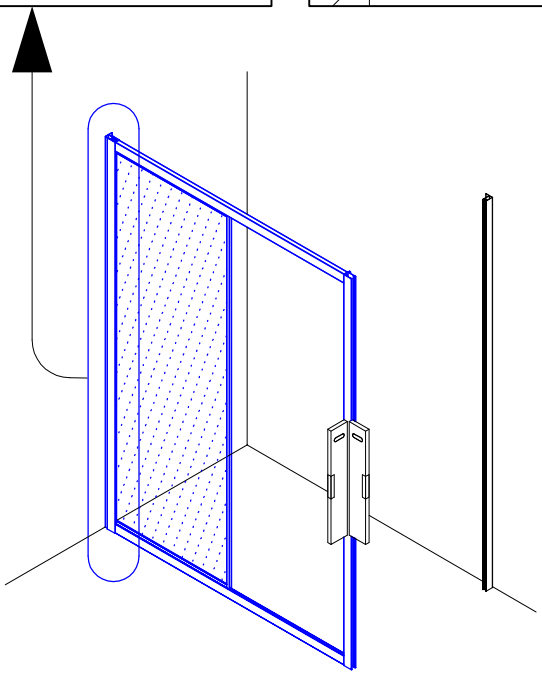

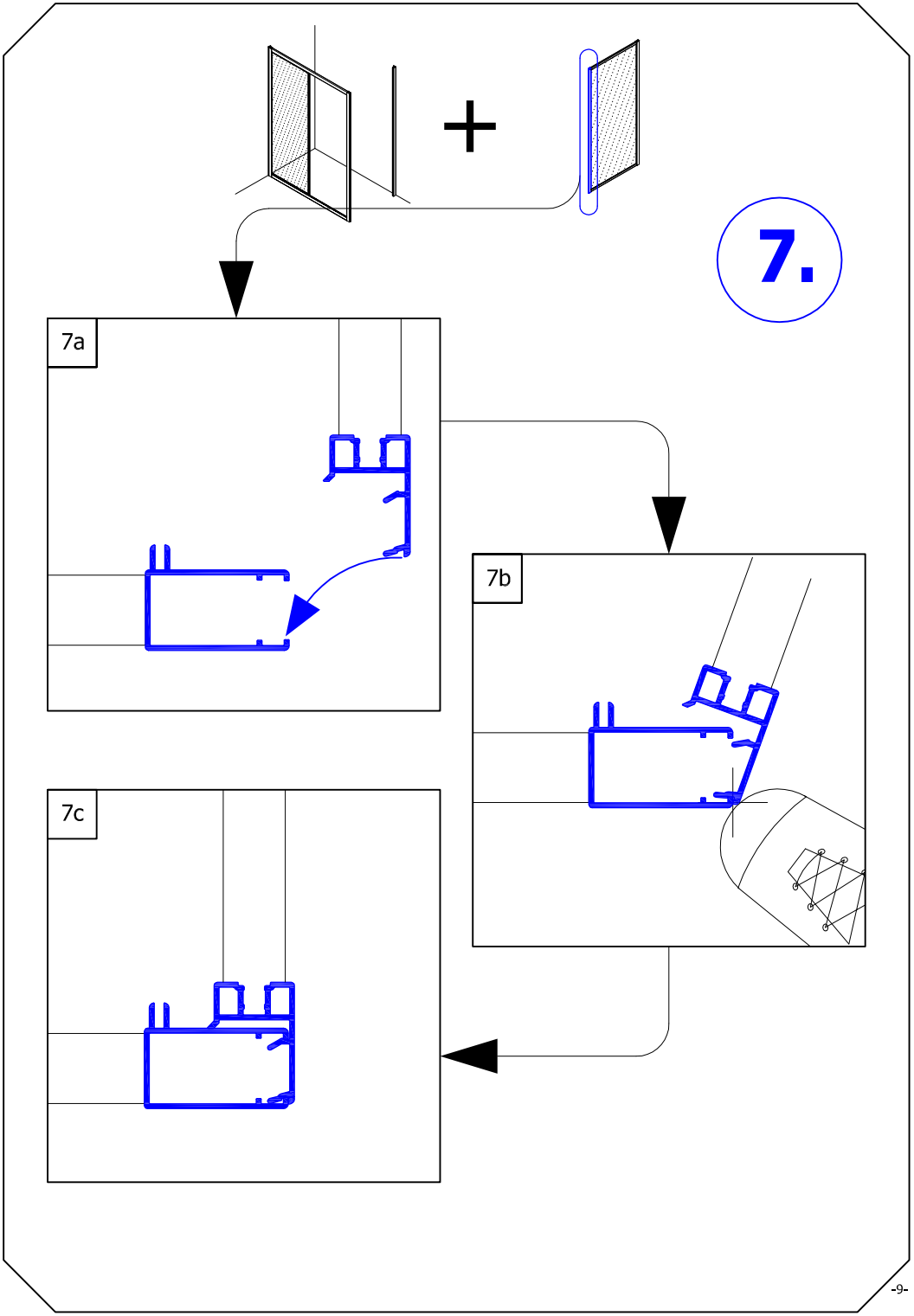
7.
7a
7b
7c

8.

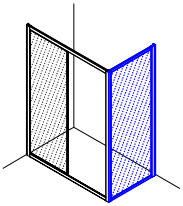

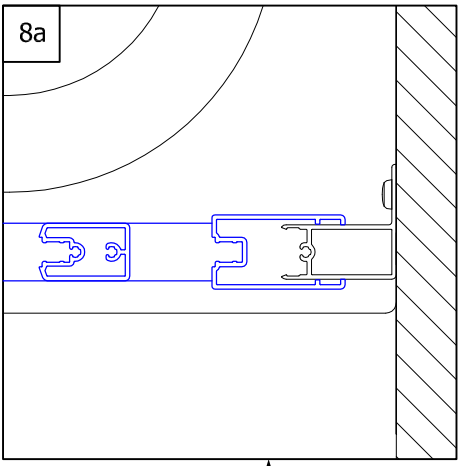

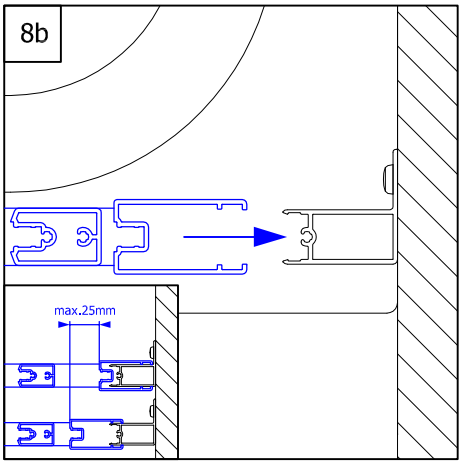

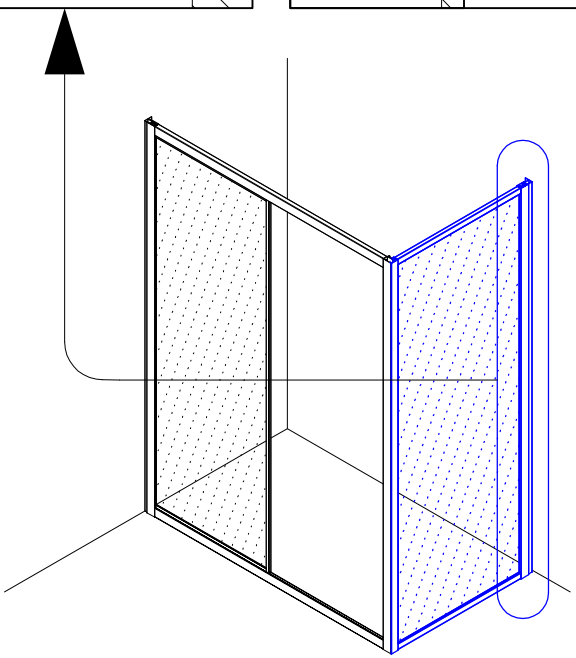

9.

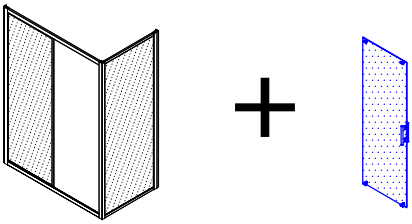

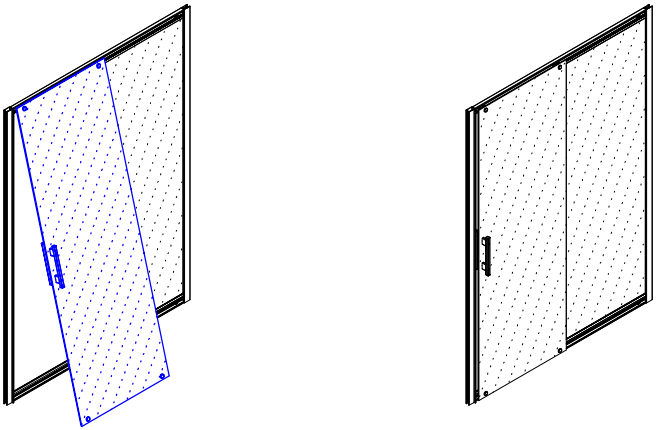

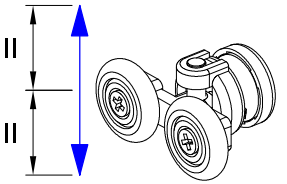

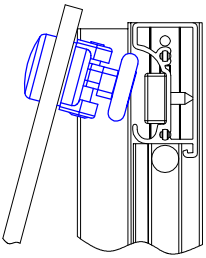

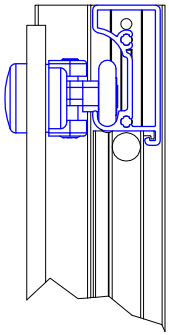

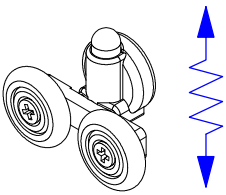

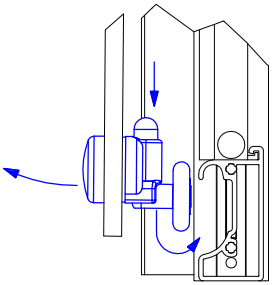

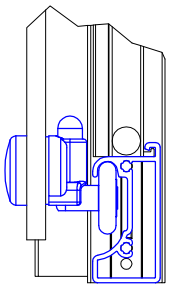

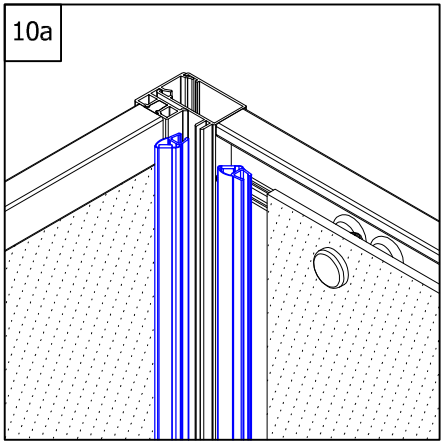
10a

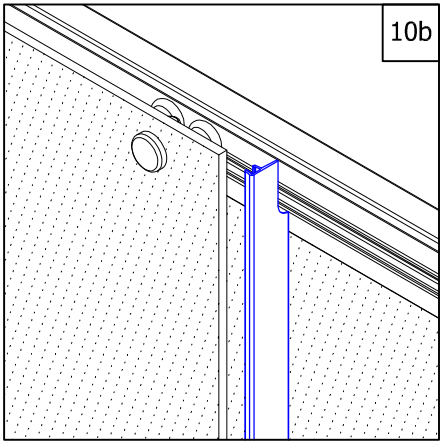
10b

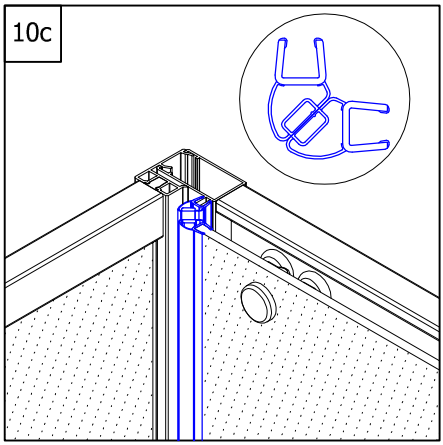
10c

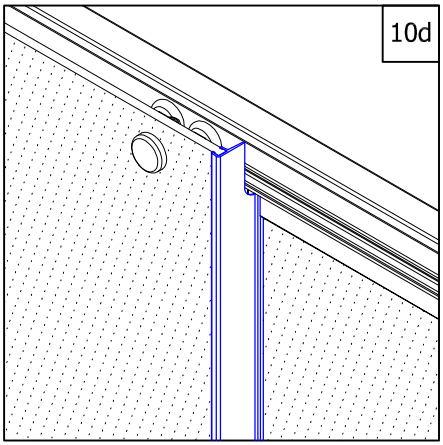
10d

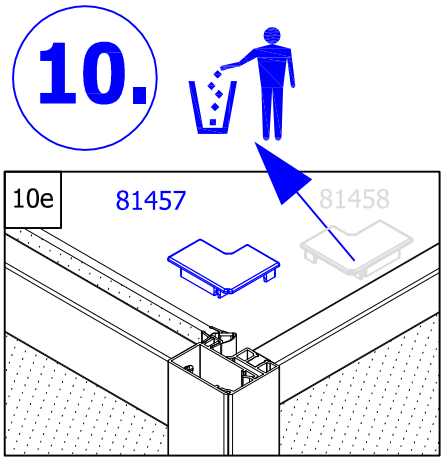
10.
10e
81457
81458

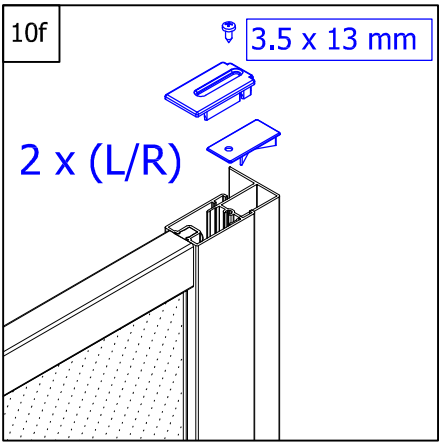
10f
3.5 x 13 mm
2 x (L/R)

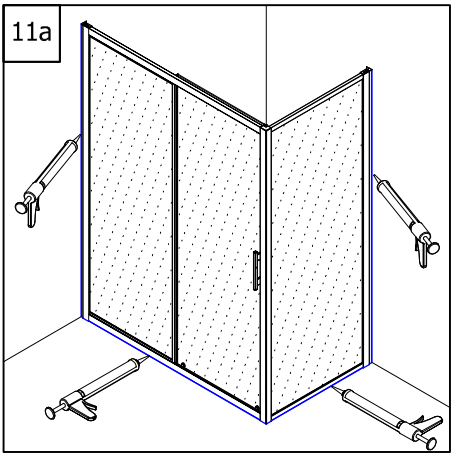

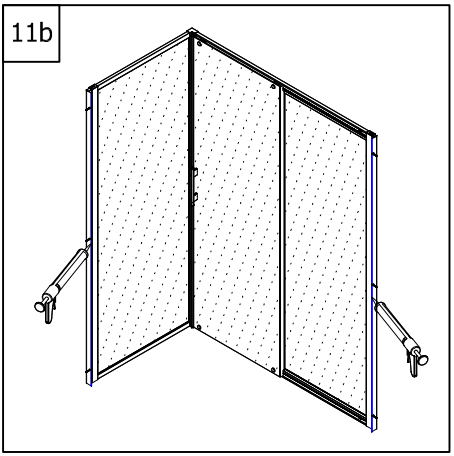

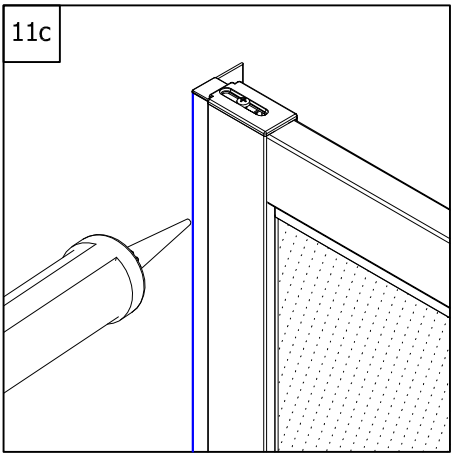

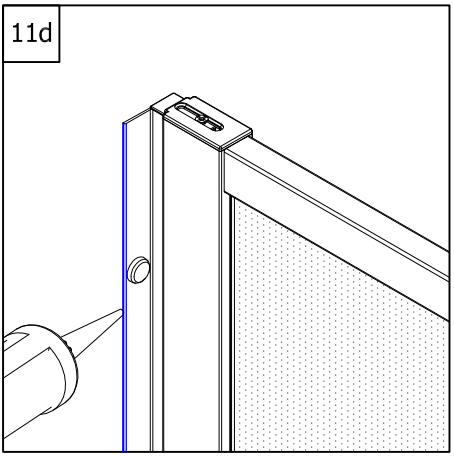

Achtung! Nur Sanitär-Silikon - bakterizid und fungizid eingestellt verwerden.

Caution! Use only bactericidal and fungicide sanitary silicone.

Attention! Utiliser que du silicone sanitaire bactéricide et fongicide.

Pozor! Používejte pouze baktericidní a fungicidní sanitární silikon.

Uwaga! Stosować tylko sylikon sanitarny - bakterio i grzybobójczy.

Pozor! Užívajte pouze baktericidný a fungicidný sanitárný silikón.

Figyelem! Csak szanitér szilioplaszt - baktérium és gombamentes - használata megengedett.

Cuidado! Utilizar solamente silicona sanitaria bactericida y fungicida.

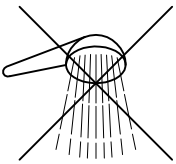

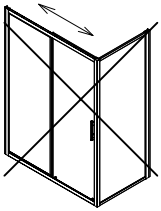

11.

TOPS2+TOPF

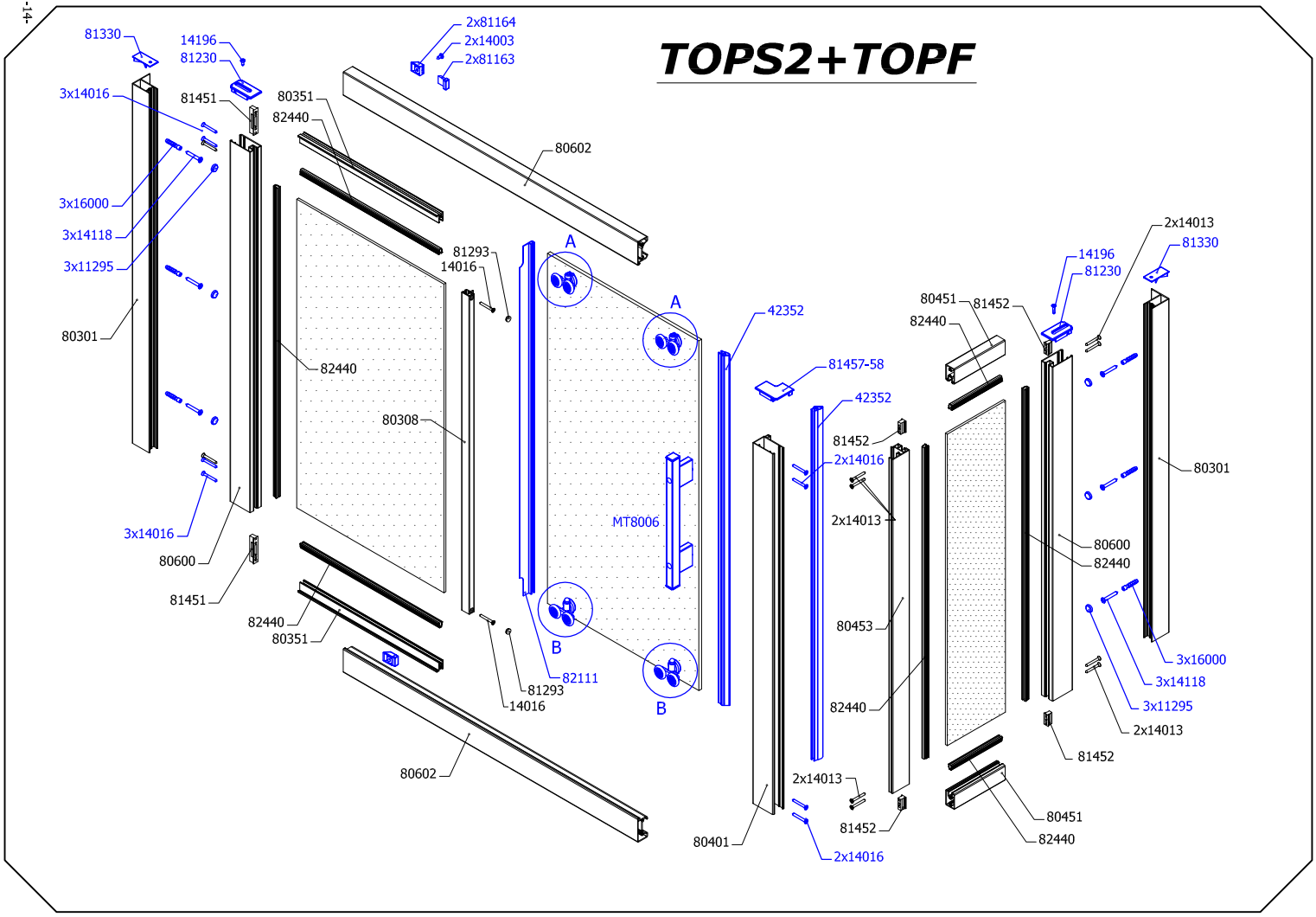
81330
14196
81230
3x14016
81451
80351
82440
2x81164
2x14003
2x81163
80602
3x16000
3x14118
3x11295
80301
81293
14016
A
A
42352
82440
81457-58
80308
42352
81452
2x14016
MT8006
2x14013
3x14016
80600
81451
82440
80351
B
B
82111
81293
14016
80602
80453
82440
2x14013
81452
2x14016
80401
80451
81452
82440
14196
81230
2x14013
81330
80301
80600
82440
3x16000
3x14118
3x11295
2x14013
81452
80451
82440

MT8006

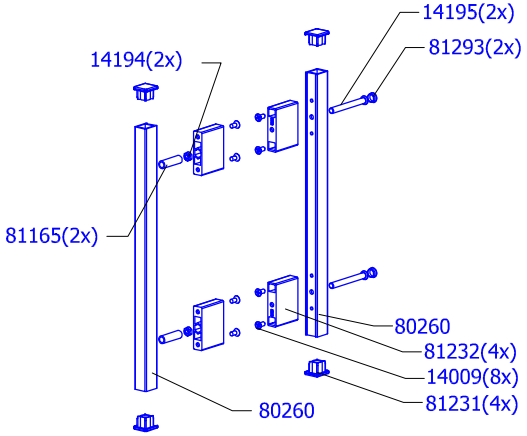

A: MT8004(2x)+81393(2x)

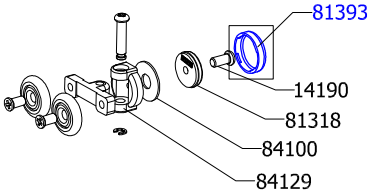

B: MT8002(2x)+81393(2x)

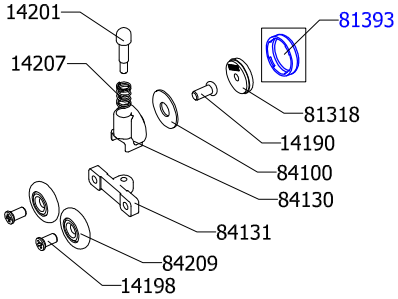

12.

12a

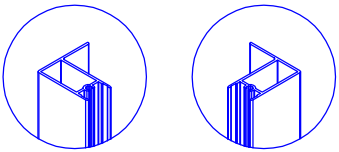

12b

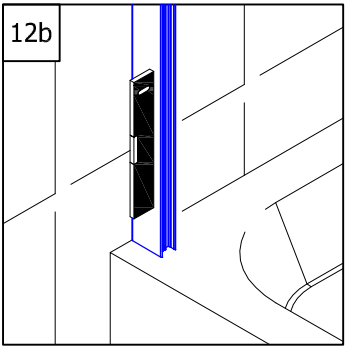

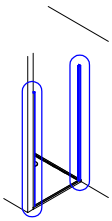

12c

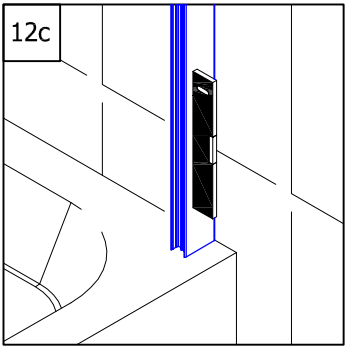

12d

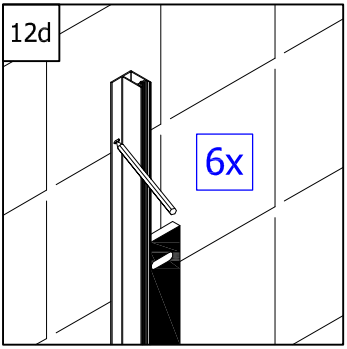

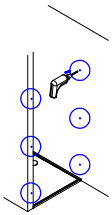

12e

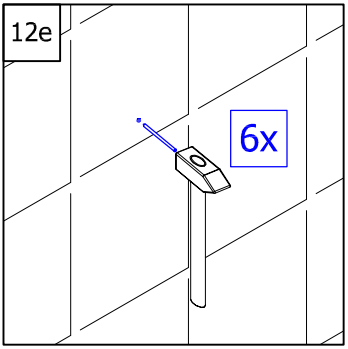

12f

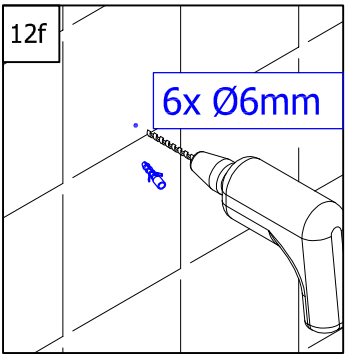

12g

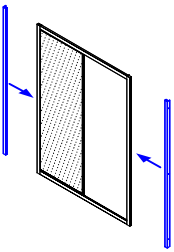

13.

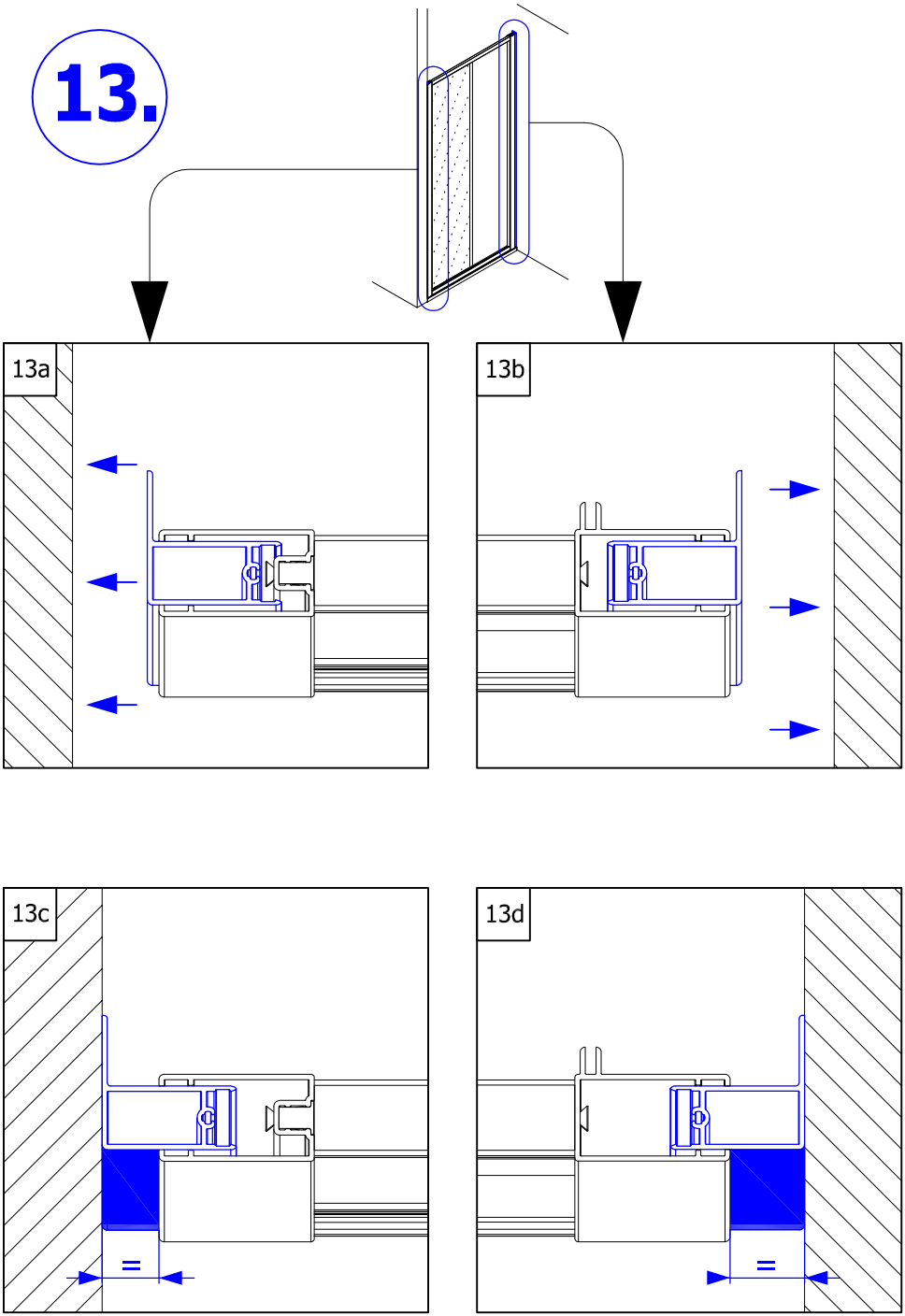

14.

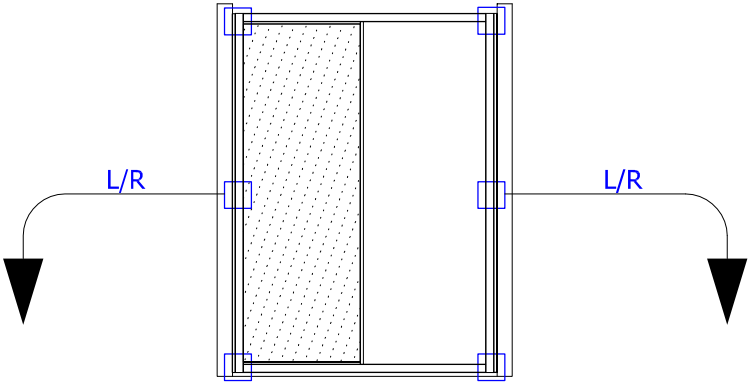

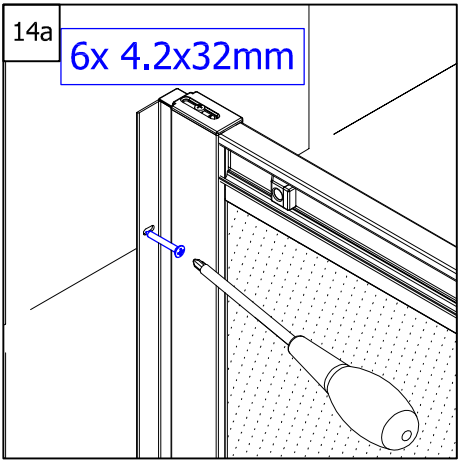

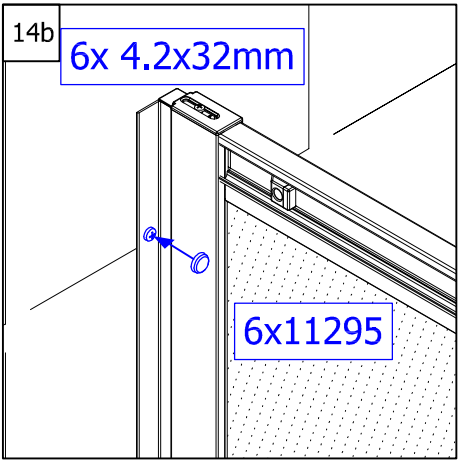

15.

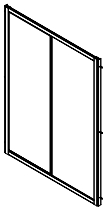

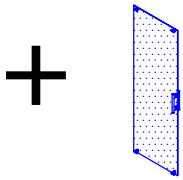

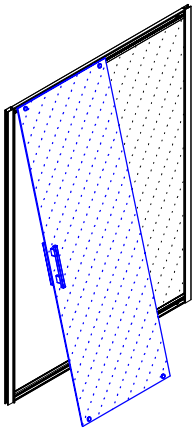

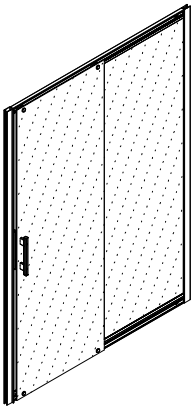

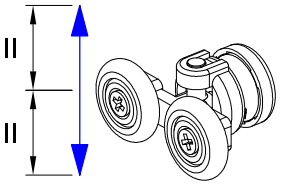

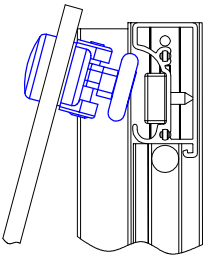

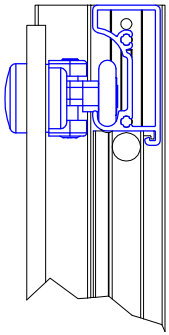

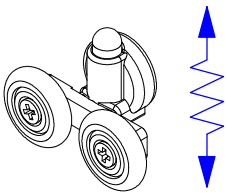

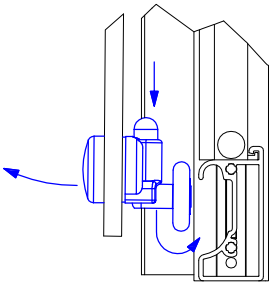

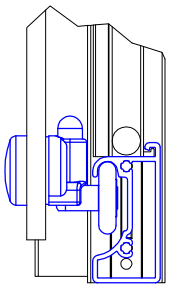

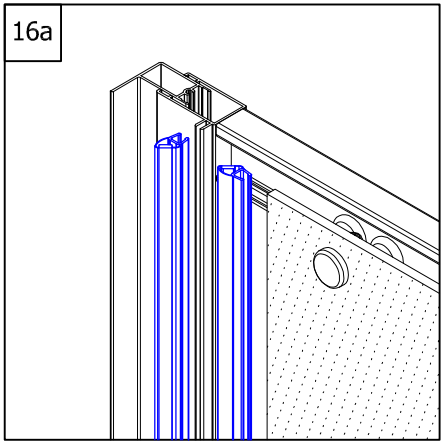

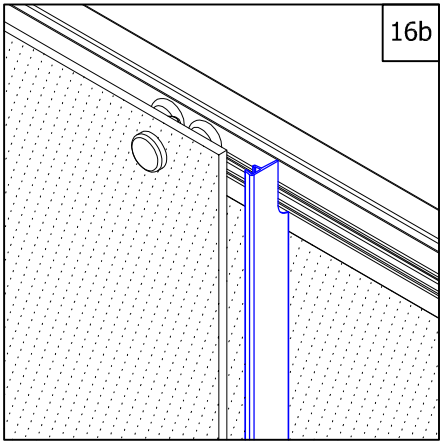

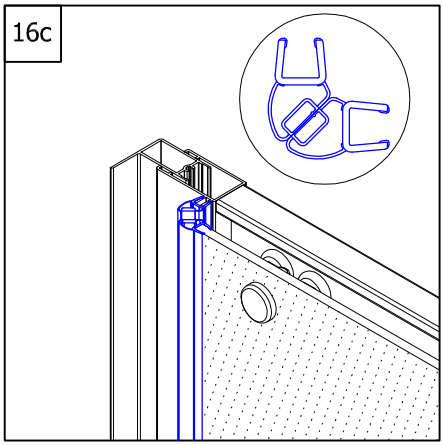

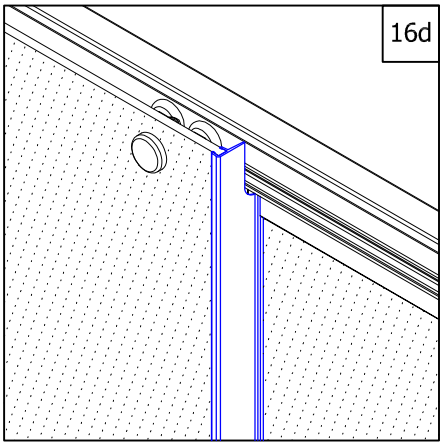

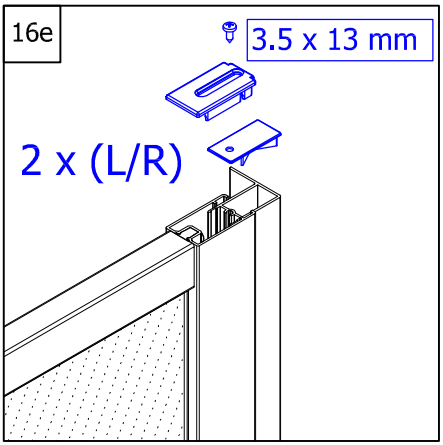

16.

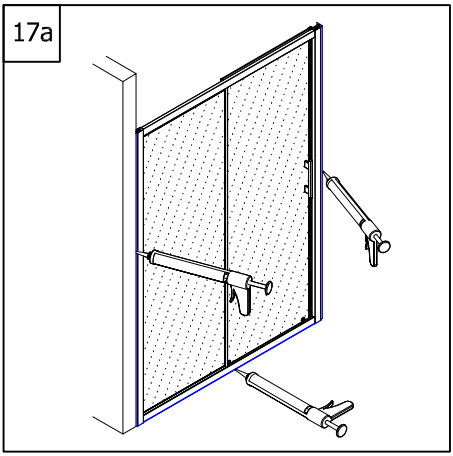

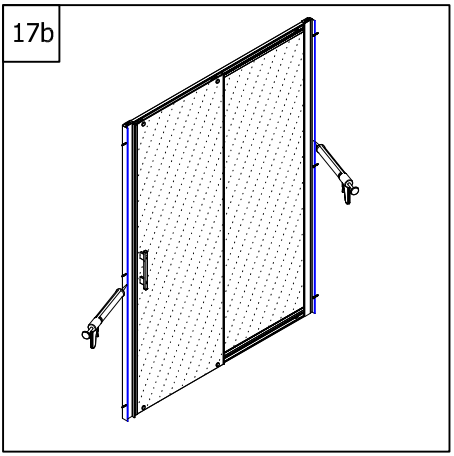

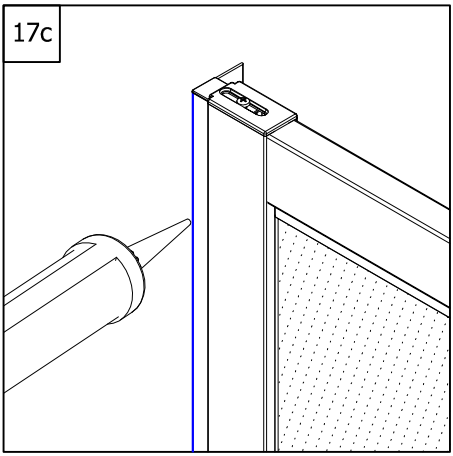

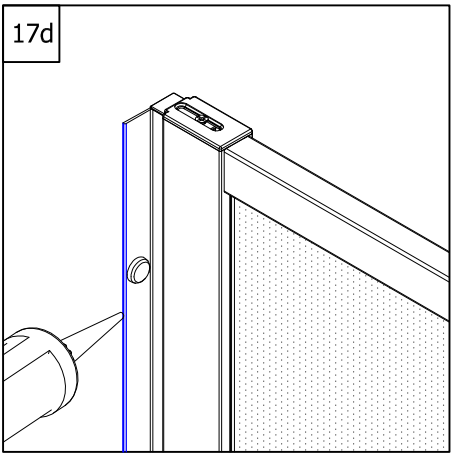

Achtung! Nur Sanitär-Silikon - bakterizid und fungizid eingestellt verwerden.

Caution! Use only bactericidal and fungicide sanitary silicone.

Attention! Utiliser que du silicone sanitaire bactéricide et fongicide.

Pozor! Používejte pouze baktericidní a fungicidní sanitární silikon.

Uwaga! Stosować tylko sylikon sanitarny - bakterio i grzybobójczy.

Pozor! Užívajte pouze baktericidný a fungicidný sanitárný silikón.

Figyelem! Csak szanitter szilioplaszt - baktérium és gombamentes - használata megengedett.

Cuidado! Utilizar solamente silicona sanitaria bactericida y fungicida.

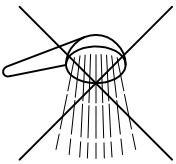

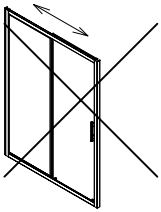

17.

TOPS2

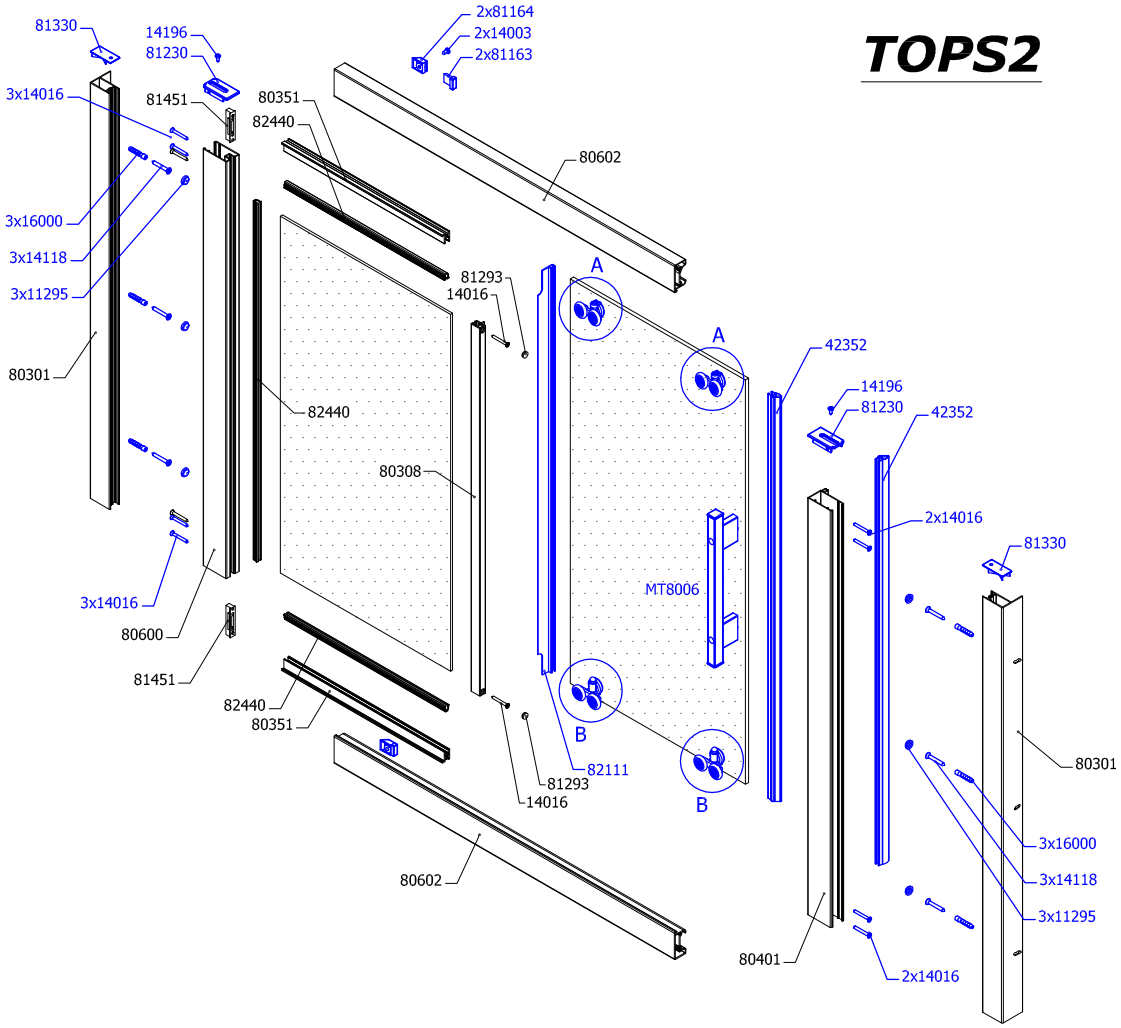
81330
14196
81230
3x14016
81451
80351
82440
2x81164
2x14003
2x81163
80602
3x16000
3x14118
3x11295
81293
14016
A
A
42352
14196
81230
42352
80301
82440
80308
2x14016
81330
MT8006
3x14016
80600
81451
82440
80351
B
B
82111
81293
14016
80301
3x16000
3x14118
3x11295
80602
80401
2x14016

MT8006

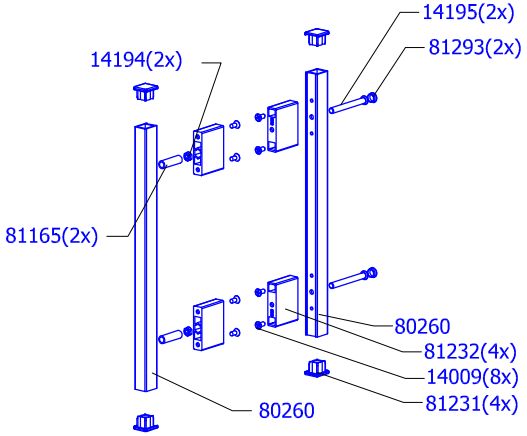

A: MT8004(2x)+81393(2x)

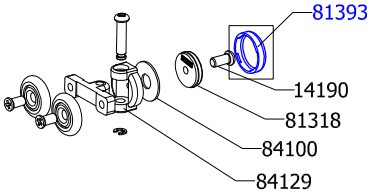

B: MT8002(2x)+81393(2x)

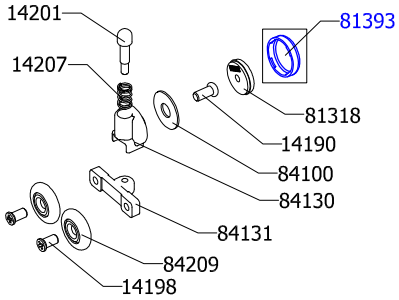

QUALITY CONTROL:

D

Falls Sie Reklamationen haben, oder Sie unzufrieden mit Ihrem SANSWISS Produkt sind, beschreiben Sie bitte unten auf diesem Blatt den Produktfehler und übergeben Sie dieses Dokument Ihrem Verkäufer, oder direkt der Firma SANSWISS. Diese Information hilft uns, die Qualität von unseren Produkten weiter zu verbessern.

GB

In case of a complaint or Your dissatifaction with the SANSWISS product, please describe the defect below and pass this document to Your vendor, or directly to the SANSWISS company. This information will help us in the next increase of the quality of our products.

F

En cas de réclamations lors de la livraison ou l´installation de votre paroi de douche SANSWISS, veuillez, s'il vous plaît, noter vos remarques au bas de la feuille et transmettre les informations à votre revendeur. Elles nous permettrons d´améliorer notre qualité et par la même notre service.

CZ

V případě reklamace, či Vaší nespokojenosti s výrobkem SANSWISS popište prosím ve spodní části tohoto listu závadu a dokument prosím odevzdejte Vašemu prodejci nebo přímo firmě SANSWISS. Tato informace nám pomůže v dalším zvýšení kvality našich výrobků.

PL

Reklamacje , oraz inne niezgoności związane z produktem SANSWISS prośimy przekazywać spredawcy na załącznom druku.

SK

V prípade reklamácie, alebo Vašej nespokojnosti s výrobkom SANSWISS, popíšte prosím v spodnej časti tohto listu
závadu a dokument prosím odovzdajte Vašemu prodejci, alebo priamo firme SANSWISS. Táto informácia nám pomôže v ďalšom zvýšení kvality našich výrobkov.

H

Abban az esetben ha reklamációja vagy panasza van az Ön által vásárolt SANSWISS termékkel, úgy azt írja meg a lap alján található helyre és adja át a kereskedőjének, vagy küldje el közvetlenül a SANSWISS cégnek! Ez az információ segít nekünk termékeink minöségének javításában.

E

En caso de reclamaciones ó si no está satisfecho con su producto SANSWISS, por favor describan en la parte inferior de esta hoja el fallo del producto y entreguen este documento a su vendedor ó directamente a la empresa SANSWISS. Esta información nos ayuda a seguir mejorando la calidad de nuestros productos.

RO

În cazul în care aveţi reclamaţii sau nemulţumiri legate de produsele SANSWISS, vă rugăm să descrieţi defecţiunea şi să transmiteţi acest document vânzătorului sau direct firmei SANSWISS. Această informaţie ne ajută să îmbunătăţim în continuare calitatea produselor noastre.

.....

.....

.....

.....

.....

.....